



QUARTERLY REPORT OF REVENUE AND OTHER RECEIPTS
As at the Quarter Ending December 31, 2020

Department : Department of Agriculture (DA)
 Agency : Philippine Carabao Center
 Operating Unit : < not applicable >
 Organization Code : 05 010 0000000
 Fund Cluster : 01 - Regular Agency Fund

Classification/Sources of Revenue and Other Receipts	UACS CODE	REVENUE TARGET (Annual) per BESF	Actual Revenue and Other Receipts Collections					Cumulative Remittance/Deposits to Date			Variance		Remarks
			1st Quarter Ending March 31	2nd Quarter Ending June 30	3rd Quarter Ending Sept. 30	4th Quarter Ending Dec. 31	Total	Remittance to BTr	Deposited with AGDB	TOTAL	Amount	%	
1	2	3	4	5	6	7	8=[{6+(-)7}-8+9]	9	10	11=(9+10)	12=(8-3)	13=(12/3)	14
Regular Agency Fund		1,917,000.00	514,018.32	109,987.24	290,444.66	1,151,159.76	2,065,609.98	1,585,544.93	480,065.05	2,065,609.98	148,609.98	8 %	
Revenue Collections		1,917,000.00	480,608.79	103,310.24	289,587.38	1,042,086.46	1,915,592.87	1,539,192.97	376,399.90	1,915,592.87	(1,407.13)	-0 %	
Cash Revenue		1,917,000.00	369,590.90	79,120.00	257,322.17	636,869.57	1,342,902.64	966,502.74	376,399.90	1,342,902.64	(574,097.36)	-30 %	
Non-Tax		1,917,000.00	369,590.90	79,120.00	257,322.17	636,869.57	1,342,902.64	966,502.74	376,399.90	1,342,902.64	(574,097.36)	-30 %	
Miscellaneous Income	4060999000	1,917,000.00	369,590.90	79,120.00	257,322.17	636,869.57	1,342,902.64	966,502.74	376,399.90	1,342,902.64	(574,097.36)	-30 %	
Non-Cash Revenue		0.00	111,017.89	24,190.24	32,265.21	405,216.89	572,690.23	572,690.23	0.00	572,690.23	572,690.23	0 %	
Collections effected through outright deductions from claims		0.00	111,017.89	24,190.24	32,265.21	405,216.89	572,690.23	572,690.23	0.00	572,690.23	572,690.23	0 %	
Miscellaneous Income	4060999000	0.00	111,017.89	24,190.24	32,265.21	405,216.89	572,690.23	572,690.23	0.00	572,690.23	572,690.23	0 %	
Non-Revenue Collections/Other Receipts		0.00	33,409.53	6,677.00	857.28	109,073.30	150,017.11	46,351.96	103,665.15	150,017.11	150,017.11	0 %	
Cash Receipts		0.00	33,409.53	6,677.00	857.28	109,073.30	150,017.11	46,351.96	103,665.15	150,017.11	150,017.11	0 %	
Non-Tax		0.00	578.92	0.00	676.28	107,455.10	108,710.30	5,045.15	103,665.15	108,710.30	108,710.30	0 %	
Interest on NG Deposits	4020221001	0.00	578.92	0.00	676.28	107,455.10	108,710.30	5,045.15	103,665.15	108,710.30	108,710.30	0 %	
Others		0.00	32,830.61	6,677.00	181.00	1,618.20	41,306.81	41,306.81	0.00	41,306.81	41,306.81	0 %	
Advances for Special Disbursing Officer	1990103000	0.00	32,830.61	6,677.00	181.00	1,618.20	41,306.81	41,306.81	0.00	41,306.81	41,306.81	0 %	
TOTAL		1,917,000.00	514,018.32	109,987.24	290,444.66	1,151,159.76	2,065,609.98	1,585,544.93	480,065.05	2,065,609.98	148,609.98	8 %	

Certified Correct:

CHERRY PEARL C. RIVERA
 Accountant III
 Date: 01/30/2021

Recommending Approval:

AIMEE T. FULGENCIO
 OIC, Admin and Finance Division
 Date: 01/30/2021


Approved By:

CLARO N. MINGALA
 OIC, Executive Director
 Date: 01/30/2021

QUARTERLY REPORT OF REVENUE AND OTHER RECEIPTS
As at the Quarter Ending December 31, 2020

Department : Department of Agriculture (DA)
 Agency : Philippine Carabao Center
 Operating Unit : < not applicable >
 Organization Code : 05 010 000000
 Fund Cluster : 06 - Business Related Funds

Classification/Sources of Revenue and Other Receipts	UACS CODE	REVENUE TARGET (Annual) per BESF	Actual Revenue and Other Receipts Collections					Cumulative Remittance/Deposits to Date			Variance		Remarks
			1st Quarter Ending March 31	2nd Quarter Ending June 30	3rd Quarter Ending Sept. 30	4th Quarter Ending Dec. 31	Total	Remittance to BTr	Deposited with AGDB	TOTAL	Amount	%	
1	2	3	4	5	6	7	8=[(6+(-)7)-8+9]	9	10	11=(9+10)	12=(8-3)	13=(12/3)	14
Business Related Funds		143,166,000.00	23,278,525.28	17,917,909.20	31,929,978.23	36,465,991.87	109,592,404.58	0.00	109,592,404.58	109,592,404.58	(33,573,595.42)	-23 %	
Revenue Collections		143,166,000.00	23,238,242.92	17,861,205.13	31,864,573.28	36,388,994.12	109,353,015.45	0.00	109,353,015.45	109,353,015.45	(33,812,984.55)	-24 %	
Cash Revenue		143,166,000.00	23,204,965.62	17,860,777.06	31,830,303.42	36,288,183.17	109,184,229.27	0.00	109,184,229.27	109,184,229.27	(33,981,770.73)	-24 %	
Non-Tax		143,166,000.00	23,204,965.62	17,860,777.06	31,830,303.42	36,288,183.17	109,184,229.27	0.00	109,184,229.27	109,184,229.27	(33,981,770.73)	-24 %	
Income from Hostels/Dormitories and other Like facilities	4020213000	10,993,000.00	2,128,211.67	584,042.00	75,354.00	1,524,773.00	4,312,390.67	0.00	4,312,380.67	4,312,380.67	(6,680,619.33)	-61 %	
Other Business Income	4020299099	132,173,000.00	21,076,753.95	17,276,735.06	31,754,949.42	34,763,410.17	104,871,848.60	0.00	104,871,848.60	104,871,848.60	(27,301,151.40)	-21 %	
Non-Cash Revenue		0.00	33,277.30	428.07	34,269.86	100,810.95	168,786.18	0.00	168,786.18	168,786.18	168,786.18	0 %	
Collections effected through outright deductions from claims		0.00	33,277.30	428.07	34,269.86	100,810.95	168,786.18	0.00	168,786.18	168,786.18	168,786.18	0 %	
Miscellaneous Income	4060999000	0.00	33,277.30	428.07	34,269.86	100,810.95	168,786.18	0.00	168,786.18	168,786.18	168,786.18	0 %	
Non-Revenue Collections/Other Receipts		0.00	40,282.36	56,704.07	65,404.95	76,997.75	239,389.13	0.00	239,389.13	239,389.13	239,389.13	0 %	
Cash Receipts		0.00	40,282.36	56,704.07	65,404.95	76,997.75	239,389.13	0.00	239,389.13	239,389.13	239,389.13	0 %	
Non-Tax		0.00	40,282.36	56,704.07	65,404.95	76,997.75	239,389.13	0.00	239,389.13	239,389.13	239,389.13	0 %	
Interest on NG Deposits	4020221001	0.00	4,916.39	0.00	11,999.77	16,499.52	33,415.68	0.00	33,415.68	33,415.68	33,415.68	0 %	
Miscellaneous Income	4060999000	0.00	35,365.97	32,704.07	32,405.18	36,970.23	137,445.45	0.00	137,445.45	137,445.45	137,445.45	0 %	
Others		0.00	0.00	24,000.00	21,000.00	23,528.00	68,528.00	0.00	68,528.00	68,528.00	68,528.00	0 %	
Advances for Special Disbursing Officer	1990103000	0.00	0.00	24,000.00	21,000.00	23,528.00	68,528.00	0.00	68,528.00	68,528.00	68,528.00	0 %	
TOTAL		143,166,000.00	23,278,525.28	17,917,909.20	31,929,978.23	36,465,991.87	109,592,404.58	0.00	109,592,404.58	109,592,404.58	(33,573,595.42)	-23 %	

Certified Correct:

CHERRY PEARL C. RIVERA
 Accountant III
 Date: 01/30/2021

Recommending Approval:

AIMEE T. FULGENCIO
 OIC, Admin and Finance Division
 Date: 01/30/2021

Approved By:

CLARO N. MINGALA
 OIC, Executive Director
 Date: 01/30/2021