

ANNEX 3A:

MODIFIED FORM A- DEPARTMENT/AGENCY PERFORMANCE REPORT


DEPARTMENT/AGENCY: Philippine Carabao Center

STREAMLINING AND PROCESS IMPROVEMENT OF GOVERNMENT SERVICES																
NAME OF SERVICE	NUMBER OF STEPS		TURN AROUND TIME (TAT)		NUMBER OF SIGNATURES		NUMBER OF REQUIRED DOCUMENTS		TRANSACTION COSTS				SUBSTANTIVE COMPLIANCE COST		CITIZEN/CLIENT SATISFACTION RESULTS	
	TARGET IN FY 2019	STATUS OF STREAMLINING EFFORTS IN FY 2019	TARGET IN FY 2019	STATUS OF STREAMLINING EFFORTS IN FY 2019	TARGET IN FY 2019	STATUS OF STREAMLINING EFFORTS IN FY 2019	TARGET IN FY 2019	STATUS OF STREAMLINING EFFORTS IN FY 2019	TARGET IN FY 2019	STATUS OF STREAMLINING EFFORTS IN FY 2019	TARGET IN FY 2019	STATUS OF STREAMLINING EFFORTS IN FY 2019	TARGET IN FY 2019	STATUS OF STREAMLINING EFFORTS IN FY 2019	TARGET IN FY 2019	STATUS OF STREAMLINING EFFORTS IN FY 2019
<b>Frontline Services</b>																
Artificial Insemination	4 (LGU and 2 (on-call))	4 (LGU) and 2 (on-call)	7-14 days (LGU Request ES)	3-7 Days (LGU ES) 30 mins-hour (on-call AI)	N/A	N/A	2	2	N/A	N/A	N/A	N/A	N/A	N/A	4.25	4.94
Bull Loan Program	9	9	50% reduction of TAT	11.5	9	9	8	6	N/A	N/A	N/A	N/A	N/A	N/A	4.25	4.75
Frozen Semen Distribution	6	6	50% reduction of TAT	55 mins	2	2	2-3	2-3	N/A	N/A	N/A	N/A	N/A	N/A	4.25	4.80
Provision of Superior Breeding Animals	11	11	50% reduction of TAT	10.5 days	3	3	8	6	N/A	N/A	N/A	N/A	N/A	N/A	4.25	4.76
Training of Technicians and Farmers	3	3	50% reduction of TAT	3 days	3	2	6	3	N/A	N/A	N/A	N/A	N/A	N/A	4.25	4.90
Technical Assistance and Extension: <small>                     4) Animal Reproduction                      5) Animal Nutrition                      6) Animal Health                      7) Feeder Production and Improved Feeding System                      8) Characterization/Breeding                      9) Dairy Production and Processing                 </small>	4	4	50% reduction	1 Day 9 Hours	2	2	1	1	N/A	N/A	N/A	N/A	N/A	N/A	4.25	4.79
Analysis of Milk Samples	8	8	50% reduction of TAT	9	3	3	0% reduction of fees paid	No reduction on cost	N/A	N/A	N/A	N/A	N/A	N/A	4.25	4.90
Nutrition Laboratory Services	5	5	15	2-14 Days	3	3	2	2	N/A	N/A	N/A	N/A	3	3	4.25	4.80
Biosafety and Environment Laboratory Services	5	5	2-6 days	2-6 days	3	3	1	1	N/A	N/A	N/A	N/A	N/A	N/A	4.25	4.86
Visitors Assistance	6	3	45 min to 1 hour	30 minutes	3	2	3	2	N/A	N/A	N/A	N/A	May Vary	May Vary	4.25	4.76
Information Services	4	4	May Vary	May Vary	2	2	2	2	N/A	N/A	N/A	N/A	May Vary	May Vary	4.25	4.67
Library Services	4	1	May Vary	May Vary	1	0	N/A	N/A	N/A	N/A	N/A	N/A	May Vary	May Vary	N/A	N/A
Marketing Assistance	5	5	>5	>5	2	2	2	2	N/A	N/A	N/A	N/A	P300	P250	4.25	4.85


STREAMLINING AND PROCESS IMPROVEMENT OF GOVERNMENT SERVICES																	
NAME OF SERVICE	NUMBER OF STEPS		TURN AROUND TIME (TAT)		NUMBER OF SIGNATURES		NUMBER OF REQUIRED DOCUMENTS		TRANSACTION COSTS				SUBSTANTIVE COMPLIANCE COST		CITIZEN/CLIENT SATISFACTION RESULTS		
	TARGET IN FY 2019	STATUS OF STREAMLINING EFFORTS IN FY 2019	TARGET IN FY 2019	STATUS OF STREAMLINING EFFORTS IN FY 2019	TARGET IN FY 2019	STATUS OF STREAMLINING EFFORTS IN FY 2019	TARGET IN FY 2019	STATUS OF STREAMLINING EFFORTS IN FY 2019	TARGET IN FY 2019	STATUS OF STREAMLINING EFFORTS IN FY 2019	TARGET IN FY 2019	STATUS OF STREAMLINING EFFORTS IN FY 2019	TARGET IN FY 2019	STATUS OF STREAMLINING EFFORTS IN FY 2019	TARGET IN FY 2019	STATUS OF STREAMLINING EFFORTS IN FY 2019	
<b>Non-Frontline Services</b>																	
R and Procedure	8	5	N/A	N/A	N/A	N/A	N/A	N/A	N/A	N/A	N/A	N/A	N/A	N/A	N/A	4.25	4.61
PPARC and MARC Reporting Process	3	2	3	3	N/A	N/A	N/A	N/A	N/A	N/A	N/A	N/A	N/A	N/A	N/A	N/A	N/A

\* Departments/Agencies may add rows as needed.

Prepared by:

  
**CAROL B. SALCES**  
 Deputy Executive Director  
 24 Feb 2020

Approved by:

  
**ARNEL N. DEL BARRIO**  
 Executive Director III  
 24 Feb 2020

MODIFIED FORM A- DEPARTMENT/AGENCY PERFORMANCE REPORT (PAGE 2)

I. GENERAL ADMINISTRATION AND SUPPORT SERVICES

A. Budget Utilization Rate

BUR	FY 2018 Accomplishment	FY 2019 Accomplishment	Remarks
• Obligations BUR	99.93%	99.70%	See attached justification
• Disbursement BUR	86.19%	92.70%	

B. Sustained Compliance with Audit Findings

TOTAL NUMBER OF AUDIT RECOMMENDATIONS	NUMBER OF FULLY IMPLEMENTED RECOMMENDATIONS	NUMBER OF PARTIALLY IMPLEMENTED RECOMMENDATIONS	NUMBER OF RECOMMENDATIONS NOT IMPLEMENTED	PERCENTAGE (%) OF FULL IMPLEMENTATION
• 45	31	14	0	69%

C. Compliance with Quarterly Submission of Financial Reports

- Quarterly BFARs
  - > 1<sup>st</sup> Quarter BFAR                      Date posted in online URS: April 14, 2019
  - > 2<sup>nd</sup> Quarter BFAR                        Date posted in online URS: July 12, 2019
  - > 3<sup>rd</sup> Quarter BFAR                        Date posted in online URS: October 21, 2019
  - > 4<sup>th</sup> Quarter BFAR                        Date posted in online URS: January 30, 2020
- COA Financial Reports                      Date submitted to COA: February 14, 2019

**D. Compliance with Procurement Requirements**

- FY 2019 APP-non CSE                      Date posted on TS Page: August 31, 2019
- Indicative FY 2020 APP-non CSE        Date posted on TS Page: September 27, 2019
- FY 2020 APP-CSE                         Date submitted to DBM-PS: October 16, 2019
- Date posted on TS Page: October 17, 2019
  
- Results of FY 2018 APCPI System        Date submitted to GPPB-TSO: March 25, 2019

**E. Certification of the Agency's QMS**

- Posting of certification on TS Page        Date posted on TS Page: December 27, 2019
- Submission of ISO QMS certification     Date submitted to SPIB: December 27, 2019

**II. GOOD GOVERNANCE CONDITIONS (GGC)**

**A. Maintain/Update the Transparency Seal**      Date updated TS with all requirements: January 31, 2019

**B. Post/Update PhilGEPS Postings**              Date updated PhilGEPS postings: January 31, 2019

If UNABLE to post or update the BAC Resolution, Notices of Award/Bid Results, Actual Approved/ Awarded Contracts and/or Notices to Proceed/Purchase Orders for transactions above one million (PHP 1,000,000), submit a letter of explanation to AO 25 Secretariat (*See Annex 6*).      Date submitted the explanation/s: N/A

**III. Other cross-cutting requirements**


**A. Establishment and Conduct of Agency**

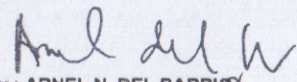
**Review and Compliance Procedure of SALN** Date posted on TS page: October 1, 2018

**B. Compliance with FOI Program**

- People's FOI Manual Date emailed to PCOO: September 22, 2019  
Date posted on TS Page: September 22, 2019
- Agency Information Inventory Date emailed to PCOO: February 20, 2020  
Date posted on TS Page: September 28, 2019
- 2019 Summary Report and 2019 FOI Registry Date emailed to PCOO: February 21, 2020  
Date posted on TS Page: September 28, 2019
- Screenshot of agency's home page Date emailed to PCOO: February 21, 2020

**C. Agency's System of Ranking Delivery Units** Date posted on TS Page: September 22, 2019

  
Prepared by : CARO B. SALCES  
Deputy Executive Director/ February 24, 2020

  
Approved by : ARNEL N. DEL BARRIO  
Executive Director III / February 24, 2020

1.