

MONTHLY REPORT OF DISBURSEMENTS
For the month of December, 2017

Department: Department of Agriculture (DA)						Agency: Philippine Carabao Center						Operating Unit: N/A																
Organization Code (UACS): 05010000000						Fund Cluster: 01 - Regular Agency Fund						Report Status: SUBMITTED																
PARTICULARS	CURRENT YEAR BUDGET					PRIOR YEAR'S ACCOUNTS PAYABLE										SUB-TOTAL	TRUST LIABILITIES				GRAND TOTAL					REMARKS		
	PS	MOOE	Fin. Exp	CO	TOTAL	PRIOR YEAR'S ACCOUNTS PAYABLE					CURRENT YEAR'S ACCOUNTS PAYABLE						PS	MOOE	CO	TOTAL	PS	MOOE	Fin. Exp	CO	TOTAL			
	1	2	3	4	5	6	7	8	9	10	11	12	13	14	15		16	17	18	19	20	21	22	23	24		25	
Noties of Cash Allocation (NCA)	13,090,999.29	24,609,400.91		1,934,894.66	39,635,294.86	629,157.82					629,157.82				541,814.50	541,814.50	1,170,972.32	40,825,967.18				13,090,999.29	25,238,598.73	2,456,409.16	40,825,967.18			
MDS Checks Issued	669,885.67	5,710,995.99		283,739.28	6,664,620.94										191,814.50	191,814.50	191,814.50	6,856,435.44				669,885.67	5,710,995.99	479,535.76	6,856,435.44			
Advice to Debit Account	12,421,113.62	18,899,404.92		1,570,855.38	32,990,373.92	629,157.82					629,157.82				350,000.00	350,000.00	979,157.82	33,969,531.74				12,421,113.62	19,327,562.74	2,020,855.38	33,969,531.74			
Notice of Transfer of Allocation (NTA)																												
MDS Checks Issued																												
Advice to Debit Account																												
Working Fund (NCA Issued to BTr)																												
Tax Remittance Advances Issued (TRA)	392,605.22	265,663.33		13,928.57	672,197.32	10,850.00					10,850.00							10,850.00	693,047.32				392,605.22	276,513.53		13,928.57	693,047.32	
Cash Disbursement Calling (CDC)																												
Non-Cash Availment Authority (NCAA)																												
Others (CDT, BTr, Doos Stamp, etc.)																												

Summary

PARTICULARS	PREVIOUS REPORT	CURRENT MONTH	AS OF DATE
(1)	(2)	(3)	(4)
Total Disbursement Authorities Received			
NCA	410,081,000.00	34,375,217.00	444,456,217.00
Working Fund			
TRA	9,025,439.16	683,047.32	9,708,486.48
CDC			
NCAA			
Others (CDT, BTr, Doos Stamp, etc.)			
Less: Notice of Transfer Allocations (NTA)* Issued			
Total Disbursements Authorities Available	419,106,439.16	35,058,264.32	454,164,703.48
Less:			
Lapsed NCA	3,919.51	3,069,104.95	3,073,024.46
Disbursements	409,582,664.72	41,509,014.50	451,091,679.22
Balance of Disbursements Authorities as of date	9,519,855.13	(9,519,855.13)	
Total Disbursements Program	410,081,000.00	34,375,217.00	444,456,217.00
Less: * Actual Disbursements	409,582,664.72	41,509,014.50	451,091,679.22
(Over)/Under spending-	498,335.28	(7,133,797.50)	(6,635,462.22)

Certified Correct:

RIVERA, CHERRY PEARL

Agency Chief Accountant

Date: 30/Jan/2018

Approved By:

Arnel del Barrio
DEL BARRIO, ARNEL

Head of Agency or Authorized Representative

Date: 30/Jan/2018


MONTHLY REPORT OF DISBURSEMENTS
For the month of November, 2017

Department: Department of Agriculture (DA)						Agency: Philippine Carabao Center										Operating Unit: N/A											
Organization Code (UACS): 050100000000						Fund Cluster: 01 - Regular Agency Fund										Report Status: SUBMITTED											
PARTICULARS	CURRENT YEAR BUDGET					PRIOR YEAR'S ACCOUNTS PAYABLE					CURRENT YEAR'S ACCOUNTS PAYABLE					SUB-TOTAL	TRUST LIABILITIES				GRAND TOTAL					REMARKS	
	PS	MOOE	Fin. Exp	CO	TOTAL	PS	MOOE	Fin. Exp	CO	Sub-Total	PS	MOOE	Fin. Exp	CO	Sub-Total		TOTAL	PS	MOOE	CO	TOTAL	PS	MOOE	Fin. Exp	CO		TOTAL
1	2	3	4	5	6=(2+3+4+5)	7	8	9	10	11=(7+8+9+10)	12	13	14	15	16=(12+13+14+15)	17=(11+16)	18=(17)	19	20	21	22=(19+20+21)	23	24	25	26	27=(23+24+25+26)	28
Notice of Cash Allocation (NCA)	13,774,017.81	14,754,315.70		246,071.43	28,774,404.94		106,650.00		800,000.00	906,650.00						906,650.00	29,681,054.94				13,774,017.81	14,860,965.70		1,046,071.43	29,681,054.94		
MDS Checks Issued	899,665.95	3,612,604.13			4,512,270.08											4,512,270.08					899,665.95	3,612,604.13			4,512,270.08		
Advice to Debit Account	12,874,351.86	11,141,711.57		246,071.43	24,262,134.86		106,650.00		800,000.00	906,650.00						906,650.00	25,168,784.86				12,874,351.86	11,248,361.57		1,046,071.43	25,168,784.86		
Notice of Transfer of Allocation (NTA)																											
MDS Checks Issued																											
Advice to Debit Account																											
Working Fund (NCA issued to BT)																											
Tax Remittance Advices Issued (TRA)	407,881.32	448,966.74		972.05	857,820.11		36,339.65			36,339.65		3,228.13				3,228.13	897,387.89				407,881.32	488,534.52		972.05	897,387.89		
Cash Disbursement Ceiling (CDC)																											
Non-Cash Availment Authority (NCAA)																											
Others (CDT, BTr Docs Stamp, etc.)																											

Summary


PARTICULARS	PREVIOUS REPORT	CURRENT MONTH	AS OF DATE
(1)	(2)	(3)	(4)
Total Disbursement Authorities Received			
NCA	372,645,000.00	37,436,000.00	410,081,000.00
Working Fund			
TRA	8,128,051.27	897,387.89	9,025,439.16
CDC			
NCAA			
Others (CDT, BTr Docs Stamp, etc.)			
Less: Notice of Transfer Allocations (NTA)* issued			
Total Disbursements Authorities Available	380,773,051.27	38,333,387.89	419,106,439.16
Less:			
Lapsed NCA	3,919.31		3,919.31
Disbursements	379,004,221.89	30,578,442.83	409,582,664.72
Balance of Disbursements Authorities as of date	1,764,910.07	7,754,945.06	9,519,855.13
Total Disbursements Program	372,645,000.00	37,436,000.00	410,081,000.00
Less: * Actual Disbursements	379,004,221.89	30,578,442.83	409,582,664.72
(Over)/Under spending-	(6,359,221.89)	6,857,557.17	498,335.28

Certified Correct:


RIVERA, CHERRY PEARL C.
Agency Chief Accountant

Date:

Approved By:


DEL BARRIO, ARNEL N.
Head of Agency or Authorized Representative

Date:


MONTHLY REPORT OF DISBURSEMENTS
For the month of November, 2017

Department: Department of Agriculture (DA)					Agency: Philippine Carabao Center										Operating Unit: N/A												
Organization Code (UACS): 050100000000					Fund Cluster: 02 - Foreign Assisted Projects Fund										Report Status: SUBMITTED												
PARTICULARS	CURRENT YEAR BUDGET					PRIOR YEAR'S ACCOUNTS PAYABLE										SUB-TOTAL	TRUST LIABILITIES				GRAND TOTAL					REMARKS	
	PS	MOOE	Fin. Exp	CO	TOTAL	PS	MOOE	Fin. Exp	CO	Sub-Total	PS	MOOE	Fin. Exp	CO	Sub-Total		TOTAL	PS	MOOE	CO	TOTAL	PS	MOOE	Fin. Exp	CO		TOTAL
1	2	3	4	5	6=(2+3+4+5)	7	8	9	10	11=(7+8+9+10)	12	13	14	15	16=(12+13+14+15)	17=(11+16)	18=(6+17)	19	20	21	22=(19+20+21)	23	24	25	26	27=(23+24+25+26)	28
Notice of Cash Allocation (NCA)										419,229.87					419,229.87	419,229.87										419,229.87	419,229.87
MDS Checks Issued																											
Advice to Debit Account										419,229.87					419,229.87	419,229.87										419,229.87	419,229.87
Notice of Transfer of Allocation (NTA)																											
MDS Checks Issued																											
Advice to Debit Account																											
Working Fund (NCA issued to BT)																											
Tax Remittance Advices Issued (TRA)																											
Cash Disbursement Voucher (CDC)																											
Non-Cash Assesment Authority (NCAA)																											
Others (CDT, BT Docs Stamp, etc.)																											

Summary


PARTICULARS	PREVIOUS REPORT	CURRENT MONTH	AS OF DATE
(1)	(2)	(3)	(4)
Total Disbursement Authorities Received			
NCA	581,095.00	419,230.00	1,000,325.00
Working Fund			
TRA			
CDC			
NCAA			
Others (CDT, BT Docs Stamp, etc.)			
Less: Notice of Transfer Allocations (NTA)* issued			
Total Disbursements Authorities Available	581,095.00	419,230.00	1,000,325.00
Less:			
Lapsed NCA	.36		.36
Disbursements	581,094.64	419,229.87	1,000,324.51
Balance of Disbursements Authorities as of to date		.13	.13
Total Disbursements Program	581,095.00	419,230.00	1,000,325.00
Less: * Actual Disbursements	581,094.64	419,229.87	1,000,324.51
(Over)/Under spending-	.36	.13	.49

Certified Correct:


RIVERA, CHERRY PEARL C.
Agency Chief Accountant

Date:

Approved By:


DEL BARRIO, ARNEL N.
Head of Agency or Authorized Representative
Date:

MONTHLY REPORT OF DISBURSEMENTS
For the month of NOVEMBER, 2017

Department: Department of Agriculture
Entity Name: Philippine Carabao Center
Operating Unit:
Organization Code (UACS): 05010000000
Funding Source Code (as clustered): 01101101, 01102101 & 01104102

PARTICULARS	CURRENT YEAR BUDGET					PRIOR YEAR'S BUDGET											TRUST LIABILITIES				GRAND TOTAL					Remarks									
	PS	MOOE	Fin. Exp	CO	TOTAL	PRIOR YEAR'S ACCOUNTS PAYABLE					CURRENT YEAR'S ACCOUNTS PAYABLE					TOTAL	SUB-TOTAL	PS	MOOE	CO	TOTAL	PS	MOOE	Fin. Exp	CO		TOTAL								
						PS	MOOE	Fin. Exp	CO	Sub-Total	PS	MOOE	Fin. Exp	CO	Sub-Total																				
1	2	3	4	5	6=(2+3+4+5)	7	8	9	10	11=(7+8+9+10)	12	13	14	15	16=(12+13+14+15)	17=(11+16)	18=(6+17)	19	20	21	22=(19+20+21)	23	24	25	26	27=(23+24+25+26)	28								
OCTOBER																																			
Notice of Cash Allocation (NCA)	7,265,554.31	21,388,798.25	-	17,172.95	28,671,525.51	-	1,085,533.98	-	-	1,085,533.98	-	18,010.54	-	39,019.90	57,030.44	1,142,564.42	29,814,089.93	-	-	-	-	7,265,554.31	22,492,342.77	-	56,192.85	29,814,089.93									
MDS Checks Issued	733,708.89	3,579,153.92	-	-	4,312,862.81	-	2,839.28	-	-	2,839.28	-	-	-	-	2,839.28	4,315,702.09	-	-	-	-	733,708.89	3,581,993.20	-	-	4,315,702.09										
Advice to Debit Account	6,531,845.42	17,809,644.33	-	17,172.95	24,358,662.70	-	1,082,694.70	-	-	1,082,694.70	-	18,010.54	-	39,019.90	57,030.44	1,139,725.14	25,498,387.84	-	-	-	-	6,531,845.42	18,910,349.57	-	56,192.85	25,498,387.84									
Working Fund (NCA issued to BTR)	-	-	-	-	-	-	-	-	-	-	-	-	-	-	-	-	-	-	-	-	-	-	-	-	-	-	-	-	-						
Tax Remittance Advices Issued (TRA)	719,109.23	220,674.65	-	159,107.15	1,098,891.03	-	-	-	-	-	-	20,158.22	-	1,875.00	22,033.22	22,033.22	1,120,924.25	-	-	-	-	719,109.23	240,832.87	-	160,982.15	1,120,924.25									
Cash Disbursement Ceiling (CDC)	-	-	-	-	-	-	-	-	-	-	-	-	-	-	-	-	-	-	-	-	-	-	-	-	-	-	-	-	-	-					
Non-Cash Availment Authority (NCAA)	-	-	-	-	-	-	-	-	-	-	-	-	-	-	-	-	-	-	-	-	-	-	-	-	-	-	-	-	-	-	-				
Others (CDT, BTR Does Stamp, etc.)	-	-	-	-	-	-	-	-	-	-	-	-	-	-	-	-	-	-	-	-	-	-	-	-	-	-	-	-	-	-	-				
TOTAL	7,984,663.54	21,609,472.90	-	176,280.10	29,770,416.54	-	1,085,533.98	-	-	1,085,533.98	-	38,168.76	-	40,894.90	79,063.66	1,164,597.64	30,935,014.18	-	-	-	-	7,984,663.54	22,733,175.64	-	217,175.00	30,935,014.18									
NOVEMBER																																			
Notice of Cash Allocation	13,774,017.81	14,754,315.70	-	246,071.43	28,774,404.94	-	106,650.00	-	800,000.00	906,650.00	-	-	-	-	-	906,650.00	29,681,054.94	-	-	-	-	13,774,017.81	14,860,965.70	-	1,046,071.43	29,681,054.94									
MDS Checks Issued	899,665.95	3,612,604.13	-	-	4,512,270.08	-	-	-	800,000.00	906,650.00	-	-	-	-	-	906,650.00	4,512,270.08	-	-	-	-	899,665.95	3,612,604.13	-	-	4,512,270.08									
Advice to Debit Account	12,874,351.86	11,141,711.57	-	246,071.43	24,262,134.86	-	-	-	-	906,650.00	-	-	-	-	-	906,650.00	25,168,784.86	-	-	-	-	12,874,351.86	11,248,361.57	-	1,046,071.43	25,168,784.86									
Tax Remittance Advices Issued	407,881.32	448,966.74	-	972.05	857,820.11	-	36,339.65	-	-	36,339.65	3,228.13	-	-	-	3,228.13	39,567.78	897,387.89	-	-	-	-	407,881.32	488,534.52	-	972.05	897,387.89									
Cash Disbursement Ceiling	-	-	-	-	-	-	-	-	-	-	-	-	-	-	-	-	-	-	-	-	-	-	-	-	-	-	-	-	-	-	-	-	-		
Non-Cash Availment Authority	-	-	-	-	-	-	-	-	-	-	-	-	-	-	-	-	-	-	-	-	-	-	-	-	-	-	-	-	-	-	-	-	-		
Others (CDT, Does Stamp, etc.)	-	-	-	-	-	-	-	-	-	-	-	-	-	-	-	-	-	-	-	-	-	-	-	-	-	-	-	-	-	-	-	-	-		
TOTAL	14,181,899.13	15,203,282.44	-	247,043.48	29,632,225.05	-	142,989.65	-	800,000.00	942,989.65	-	3,228.13	-	-	3,228.13	946,217.78	30,578,442.83	-	-	-	-	14,181,899.13	15,349,500.22	-	1,047,043.48	30,578,442.83									
DECEMBER																																			
Notice of Cash Allocation	-	-	-	-	-	-	-	-	-	-	-	-	-	-	-	-	-	-	-	-	-	-	-	-	-	-	-	-	-	-	-	-	-		
MDS Checks Issued	-	-	-	-	-	-	-	-	-	-	-	-	-	-	-	-	-	-	-	-	-	-	-	-	-	-	-	-	-	-	-	-	-	-	
Advice to Debit Account	-	-	-	-	-	-	-	-	-	-	-	-	-	-	-	-	-	-	-	-	-	-	-	-	-	-	-	-	-	-	-	-	-	-	-
Tax Remittance Advices Issued	-	-	-	-	-	-	-	-	-	-	-	-	-	-	-	-	-	-	-	-	-	-	-	-	-	-	-	-	-	-	-	-	-	-	
Cash Disbursement Ceiling	-	-	-	-	-	-	-	-	-	-	-	-	-	-	-	-	-	-	-	-	-	-	-	-	-	-	-	-	-	-	-	-	-	-	-
Non-Cash Availment Authority	-	-	-	-	-	-	-	-	-	-	-	-	-	-	-	-	-	-	-	-	-	-	-	-	-	-	-	-	-	-	-	-	-	-	-
Others (CDT, Does Stamp, etc.)	-	-	-	-	-	-	-	-	-	-	-	-	-	-	-	-	-	-	-	-	-	-	-	-	-	-	-	-	-	-	-	-	-	-	
TOTAL	-	-	-	-	-	-	-	-	-	-	-	-	-	-	-	-	-	-	-	-	-	-	-	-	-	-	-	-	-	-	-	-	-	-	
4TH QUARTER																																			
Notice of Cash Allocation	21,039,572.12	36,143,113.95	-	263,244.38	57,445,930.45	-	1,192,183.98	-	800,000.00	1,992,183.98	-	18,010.54	-	39,019.90	57,030.44	2,049,214.42	59,495,144.87	-	-	-	-	21,039,572.12	37,353,308.47	-	1,102,264.28	59,495,144.87									
MDS Checks Issued	1,633,374.84	7,191,758.05	-	-	8,825,132.89	-	2,839.28	-	-	2,839.28	-	-	-	-	2,839.28	8,827,972.17	-	-	-	-	1,633,374.84	7,194,597.33	-	-	8,827,972.17										
Advice to Debit Account	19,406,197.28	28,951,355.90	-	263,244.38	48,620,797.56	-	1,189,344.70	-	800,000.00	1,989,344.70	-	18,010.54	-	39,019.90	57,030.44	2,046,375.14	50,667,172.70	-	-	-	-	19,406,197.28	30,158,711.14	-	1,102,264.28	50,667,172.70									
Tax Remittance Advices Issued	1,126,990.55	669,641.39	-	972.05	1,797,603.99	-	36,339.65	-	-	36,339.65	23,386.35	-	-	-	23,386.35	59,726.00	1,857,329.99	-	-	-	-	1,126,990.55	729,267.39	-	161,954.20	2,018,312.14									
Cash Disbursement Ceiling	-	-	-	159,107.15	159,107.15	-	-	-	-	-	-	-	-	-	-	-	159,107.15	-	-	-	-	-	-	-	-	-	-	-	-	-	-	-	-	-	-
Non-Cash Availment Authority	-	-	-	-	-	-	-	-	-	-	-	-	-	-	-	-	-	-	-	-	-	-	-	-	-	-	-	-	-	-	-	-	-	-	-
Others (CDT, Does Stamp, etc.)	-	-	-	-	-	-	-	-	-	-	-	-	-	-	-	-	-	-	-	-	-	-	-	-	-	-	-	-	-	-	-	-	-	-	-
GRAND TOTAL	22,166,562.67	36,812,755.34	-	423,323.58	59,402,641.59	-	1,228,523.63	-	800,000.00	2,028,523.63	-	41,396.89	-	39,019.90	80,416.79	2,108,940.42	61,511,582.01	-	-	-	-	22,166,562.67	38,082,675.86	-	1,264,218.48	61,513,457.01									
SUMMARY:		Previous Report		This month (November)				As of November 30, 2017					Previous Report		This month (November)				As of November 30, 2017																
Total Disbursement Authorities Received																																			
NCA		372,645,000.00		37,436,000.00				410,081,000.00					372,645,000.00		37,436,000.00				410,081,000.00																
Working Fund				897,387.89				9,025,439.16							897,387.89				9,025,439.16																
TRA		8,128,051.27		-				-							-				-																
CDC				-				-							-				-																
NCAA				-				-							-				-																
Others (CDT, BTR Does Stamp, etc.)				-				-							-				-																
Less: Notice of Transfer Allocations (NTA)* issued				380,773,051.27				38,333,387.89							380,773,051.27				38,333,387.89																
Total Disbursements Authorities Available		380,773,051.27		3,919,311.85				419,106,439.16					372,645,000.00		37,436,000.00																				


MONTHLY REPORT OF DISBURSEMENTS
For the month of NOVEMBER, 2017

Department: Department of Agriculture
Entity Name: Philippine Carabao Center
Operating Unit:
Organization Code (UACS): 050100000000
Funding Source Code (as clustered): 02102177

PARTICULARS	CURRENT YEAR BUDGET					PRIOR YEAR'S BUDGET											SUB-TOTAL	TRUST LIABILITIES				GRAND TOTAL					Remarks	
	PS	MOOE	Fin. Exp	CO	TOTAL	PRIOR YEAR'S ACCOUNTS PAYABLE					CURRENT YEAR'S ACCOUNTS PAYABLE							PS	MOOE	CO	TOTAL	PS	MOOE	Fin. Exp	CO	TOTAL		
						PS	MOOE	Fin. Exp	CO	Sub-Total	PS	MOOE	Fin. Exp	CO	Sub-Total	PS												MOOE
1	2	3	4	5	6=(2+3+4+5)	7	8	9	10	11=(7+8+9+10)	12	13	14	15	16=(12+13+14+15)	17=(11+16)	18=(6+17)	19	20	21	22=(19+20+21)	23	24	25	26	27=(23+24+25+26)	28	
OCTOBER																												
Notice of Cash Allocation (NCA)	-	-	-	-	-	-	-	-	-	-	-	-	-	-	-	-	-	-	-	-	-	-	-	-	-	-	-	-
MDS Checks Issued	-	-	-	-	-	-	-	-	-	-	-	-	-	-	-	-	-	-	-	-	-	-	-	-	-	-	-	
Advice to Debit Account	-	-	-	-	-	-	-	-	-	-	-	-	-	-	-	-	-	-	-	-	-	-	-	-	-	-	-	
Working Fund (NCA issued to BTr)	-	-	-	-	-	-	-	-	-	-	-	-	-	-	-	-	-	-	-	-	-	-	-	-	-	-	-	
Tax Remittance Advices Issued (TRA)	-	-	-	-	-	-	-	-	-	-	-	-	-	-	-	-	-	-	-	-	-	-	-	-	-	-	-	
Cash Disbursement Ceiling (CDC)	-	-	-	-	-	-	-	-	-	-	-	-	-	-	-	-	-	-	-	-	-	-	-	-	-	-	-	
Non-Cash Availment Authority (NCAA)	-	-	-	-	-	-	-	-	-	-	-	-	-	-	-	-	-	-	-	-	-	-	-	-	-	-	-	
Others (CDT, BTr Docs Stamp, etc.)	-	-	-	-	-	-	-	-	-	-	-	-	-	-	-	-	-	-	-	-	-	-	-	-	-	-	-	
TOTAL	-	-	-	-	-	-	-	-	-	-	-	-	-	-	-	-	-	-	-	-	-	-	-	-	-	-	-	
NOVEMBER																												
Notice of Cash Allocation	-	-	-	-	-	-	-	-	419,229.87	419,229.87	-	-	-	-	-	419,229.87	419,229.87	-	-	-	-	-	-	-	-	419,229.87	419,229.87	
MDS Checks Issued	-	-	-	-	-	-	-	-	-	-	-	-	-	-	-	-	-	-	-	-	-	-	-	-	-	-	-	
Advice to Debit Account	-	-	-	-	-	-	-	-	419,229.87	419,229.87	-	-	-	-	-	419,229.87	419,229.87	-	-	-	-	-	-	-	-	419,229.87	419,229.87	
Tax Remittance Advices Issued	-	-	-	-	-	-	-	-	-	-	-	-	-	-	-	-	-	-	-	-	-	-	-	-	-	-	-	
Cash Disbursement Ceiling	-	-	-	-	-	-	-	-	-	-	-	-	-	-	-	-	-	-	-	-	-	-	-	-	-	-	-	
Non-Cash Availment Authority	-	-	-	-	-	-	-	-	-	-	-	-	-	-	-	-	-	-	-	-	-	-	-	-	-	-	-	
Others (CDT, Docs Stamp, etc.)	-	-	-	-	-	-	-	-	-	-	-	-	-	-	-	-	-	-	-	-	-	-	-	-	-	-	-	
TOTAL	-	-	-	-	-	-	-	-	419,229.87	419,229.87	-	-	-	-	-	419,229.87	419,229.87	-	-	-	-	-	-	-	-	419,229.87	419,229.87	
DECEMBER																												
Notice of Cash Allocation	-	-	-	-	-	-	-	-	-	-	-	-	-	-	-	-	-	-	-	-	-	-	-	-	-	-	-	
MDS Checks Issued	-	-	-	-	-	-	-	-	-	-	-	-	-	-	-	-	-	-	-	-	-	-	-	-	-	-	-	
Advice to Debit Account	-	-	-	-	-	-	-	-	-	-	-	-	-	-	-	-	-	-	-	-	-	-	-	-	-	-	-	
Tax Remittance Advices Issued	-	-	-	-	-	-	-	-	-	-	-	-	-	-	-	-	-	-	-	-	-	-	-	-	-	-	-	
Cash Disbursement Ceiling	-	-	-	-	-	-	-	-	-	-	-	-	-	-	-	-	-	-	-	-	-	-	-	-	-	-	-	
Non-Cash Availment Authority	-	-	-	-	-	-	-	-	-	-	-	-	-	-	-	-	-	-	-	-	-	-	-	-	-	-	-	
Others (CDT, Docs Stamp, etc.)	-	-	-	-	-	-	-	-	-	-	-	-	-	-	-	-	-	-	-	-	-	-	-	-	-	-	-	
TOTAL	-	-	-	-	-	-	-	-	-	-	-	-	-	-	-	-	-	-	-	-	-	-	-	-	-	-	-	
4TH QUARTER																												
Notice of Cash Allocation	-	-	-	-	-	-	-	-	419,229.87	419,229.87	-	-	-	-	-	419,229.87	419,229.87	-	-	-	-	-	-	-	-	419,229.87	419,229.87	
MDS Checks Issued	-	-	-	-	-	-	-	-	-	-	-	-	-	-	-	-	-	-	-	-	-	-	-	-	-	-	-	
Advice to Debit Account	-	-	-	-	-	-	-	-	419,229.87	419,229.87	-	-	-	-	-	419,229.87	419,229.87	-	-	-	-	-	-	-	-	419,229.87	419,229.87	
Tax Remittance Advices Issued	-	-	-	-	-	-	-	-	-	-	-	-	-	-	-	-	-	-	-	-	-	-	-	-	-	-	-	
Cash Disbursement Ceiling	-	-	-	-	-	-	-	-	-	-	-	-	-	-	-	-	-	-	-	-	-	-	-	-	-	-	-	
Non-Cash Availment Authority	-	-	-	-	-	-	-	-	-	-	-	-	-	-	-	-	-	-	-	-	-	-	-	-	-	-	-	
Others (CDT, Docs Stamp, etc.)	-	-	-	-	-	-	-	-	-	-	-	-	-	-	-	-	-	-	-	-	-	-	-	-	-	-	-	
GRAND TOTAL	-	-	-	-	-	-	-	-	419,229.87	419,229.87	-	-	-	-	-	419,229.87	419,229.87	-	-	-	-	-	-	-	-	419,229.87	419,229.87	

SUMMARY:	Previous Report	This month (November)	As of November 30, 2017	Previous Report	This month (November)	As of November 30, 2017
Total Disbursement Authorities Received						
NCA	581,095.00	419,230.00	1,000,325.00	581,095.00	419,230.00	1,000,325.00
Working Fund	-	-	-	-	-	-
TRA	-	-	-	-	-	-
CDC	-	-	-	-	-	-
NCAA	-	-	-	-	-	-
Others (CDT, BTr Docs Stamp, etc.)	-	-	-	-	-	-
Less: Notice of Transfer Allocations (NTA)* issued						
Total Disbursements Authorities Available	581,095.00	419,230.00	1,000,325.00	581,095.00	419,230.00	1,000,325.00
Less: Lapsed NCA	0.36	-	-	0.36	-	-
Disbursements *	581,094.64	419,229.87	1,000,324.51	581,094.64	419,229.87	1,000,324.51
Balance of Disbursements Authorities as of to date	-	0.13	0.13	0.36	0.13	0.49

Notes: The use of NTA is discouraged
* Amounts should tally

Certified Correct:

CHERRY PEARL C. RIVERA
Accountant II
Date: _____

Approved By:

ARNEL N. DEL BARRIO
Executive Director
Date: _____


MONTHLY REPORT OF DISBURSEMENTS
For the month of October, 2017

Department: Department of Agriculture (DA)						Agency: Philippine Carabao Center						Operating Unit: N/A																
Organization Code (UACS): 050100000000						Fund Cluster: 01 - Regular Agency Fund						Report Status: SUBMITTED																
PARTICULARS	CURRENT YEAR BUDGET					PRIOR YEAR'S ACCOUNTS PAYABLE					CURRENT YEAR'S ACCOUNTS PAYABLE					SUB-TOTAL	TRUST LIABILITIES				GRAND TOTAL					REMARKS		
	PS	MOOE	Fin. Exp	CO	TOTAL	PS	MOOE	Fin. Exp	CO	Sub-Total	PS	MOOE	Fin. Exp	CO	Sub-Total		TOTAL	PS	MOOE	CO	TOTAL	PS	MOOE	Fin. Exp	CO		TOTAL	
Notice of Cash Allocation (NCA)	7,265,554.31	21,388,798.25	4	17,172.95	28,671,525.51	1,085,533.98				1,085,533.98	18,010.54			39,019.90	57,030.44	1,142,564.42	29,814,089.93					7,265,554.31	22,492,342.77		56,192.85	29,814,089.93	28	
MDS Checks Issued	733,708.89	3,579,153.92			4,312,862.81	2,839.28				2,839.28												733,708.89	3,581,993.20			4,315,702.09		
Advice to Debit Account	6,531,845.42	17,809,644.33		17,172.95	24,358,662.70	1,082,694.70				1,082,694.70	18,010.54			39,019.90	57,030.44	1,139,725.14	25,498,387.84					6,531,845.42	18,910,349.57		56,192.85	25,498,387.84		
Notice of Transfer of Allocation (NTA)																												
MDS Checks Issued																												
Advice to Debit Account																												
Working Fund (NCA issued to BT)																												
Tax Remittance Advices Issued (TRA)	719,109.23	220,674.65		159,107.15	1,098,891.03						20,158.22			1,875.00	22,033.22	22,033.22	1,120,924.25					719,109.23	240,832.87		160,982.15	1,120,924.25		
Cash Disbursement Ceiling (CDC)																												
Non-Cash Assilment Authority (NCAA)																												
Others (CDT, BT, Docs Stamp, etc.)																												


Summary

PARTICULARS	PREVIOUS REPORT	CURRENT MONTH	AS OF DATE
(1)	(2)	(3)	(4)
Total Disbursement Authorities Received			
NCA	341,066,000.00	31,579,000.00	372,645,000.00
Working Fund			
TRA	7,007,127.02	1,120,924.25	8,128,051.27
CDC			
NCAA			
Others (CDT, BT, Docs Stamp, etc.)			
Less: Notice of Transfer Allocations (NTA)* issued			
Total Disbursements Authorities Available	348,073,127.02	32,699,924.25	380,773,051.27
Less			
Lapsed NCA	3,919.31		3,919.31
Disbursements	348,069,207.71	30,935,014.18	379,004,221.89
Balance of Disbursements Authorities as of date		1,764,910.07	1,764,910.07
Total Disbursements Program	310,300,000.00	31,579,000.00	341,879,000.00
Less: * Actual Disbursements	315,903,859.16	30,935,014.18	346,838,873.34
(Over)/Under spending:	(5,603,859.16)	643,985.82	(4,959,873.34)

Certified Correct:


RIVERA, CHERRY PEARL
Agency Chief Accountant
Date: 23/Nov/2017

Approved By:


DEL BARRIO, ARNEL
Head of Agency or Authorized Representative
Date: 23/Nov/2017

**MONTHLY REPORT OF DISBURSEMENTS
For the month of September, 2017**

Department: Department of Agriculture (DA)					Agency: Philippine Carabao Center										Operating Unit: N/A													
Organization Code (UACS): 050100000000					Fund Cluster: 01 - Regular Agency Fund										Report Status: APPROVED													
PARTICULARS	CURRENT YEAR BUDGET					PRIOR YEAR'S ACCOUNTS PAYABLE					CURRENT YEAR'S ACCOUNTS PAYABLE					SUB-TOTAL	TRUST LIABILITIES				GRAND TOTAL					REMARKS		
	PS	MOOE	Fin. Exp	CO	TOTAL	PS	MOOE	Fin. Exp	CO	Sub-Total	PS	MOOE	Fin. Exp	CO	Sub-Total		TOTAL	PS	MOOE	CO	TOTAL	PS	MOOE	Fin. Exp	CO		TOTAL	
1	2	3	4	5	6=(2+3+4+5)	7	8	9	10	11=(7+8+9+10)	12	13	14	15	16=(12+13+14+15)	17=(11+16)	18=(6+17)	19	20	21	22=(19+20+21)	23	24	25	26	27=(23+24+25+26)	28	
Notice of Cash Allocation (NCA)	9,075,622.52	14,774,475.32		5,651,389.36	29,501,487.20		288,033.90			288,033.90		(487,406.97)		707,833.95	220,426.98	508,460.88	30,009,948.08					9,075,622.52	14,575,102.25		6,359,223.31	30,009,948.08		
MDS Checks Issued	757,548.88	1,909,487.90			2,667,036.78							(520,062.50)		379,044.65	(141,017.85)	(141,017.85)	2,526,018.93					757,548.88	1,389,425.40		379,044.65	2,526,018.93		
Advice to Debit Account	8,318,073.64	12,864,987.42		5,651,389.36	26,834,450.42		288,033.90			288,033.90		32,655.53		328,789.30	361,444.83	649,478.73	27,483,929.15					8,318,073.64	13,185,676.85		5,980,178.66	27,483,929.15		
Notice of Transfer of Allocation (NTA)																												
MDS Checks Issued																												
Advice to Debit Account																												
Working Fund (NCA issued to BTR)																												
Tax Remittance Advices Issued (TRA)	413,071.36	383,767.60			796,838.96		18,411.42			18,411.42		7,527.86			7,527.86	25,939.28	822,778.24					413,071.36	409,706.88			822,778.24		
Cash Disbursement Ceiling (CDC)																												
Non-Cash Availment Authority (NCAA)																												
Others (CDT, BTR Does Stamp, etc.)																												

Summary


PARTICULARS	PREVIOUS REPORT	CURRENT MONTH	AS OF DATE
(1)	(2)	(3)	(4)
Total Disbursement Authorities Received			
NCA	311,054,000.00	30,012,000.00	341,066,000.00
Working Fund			
TRA	6,184,348.78	822,778.24	7,007,127.02
CDC			
NCAA			
Others (CDT, BTR Does Stamp, etc.)			
Less: Notice of Transfer Allocations (NTA)* issued			
Total Disbursements Authorities Available	317,238,348.78	30,834,778.24	348,073,127.02
Less:			
Lapsed NCA	1,416.01	2,503.30	3,919.31
Disbursements	317,236,481.39	30,832,726.37	348,069,207.71
Balance of Disbursements Authorities as of to date	451.38	(451.28)	
Total Disbursements Program	280,288,000.00	30,012,000.00	310,300,000.00
Less: * Actual Disbursements	285,071,132.84	30,832,726.32	315,903,859.16
(Over)/Under spending-	(4,783,132.84)	(820,726.32)	(5,603,859.16)

Certified Correct:


RIVERA, CHERRY PEARL
Agency Chief Accountant

Date: 27/Oct/2017

Approved By:


DEL BARRIO, ARNEL
Head of Agency or Authorized Representative

Date: 27/Oct/2017

MONTHLY REPORT OF DISBURSEMENTS

For the month of SEPTEMBER, 2017

Department: Department of Agriculture
Entity Name: Philippine Carabao Center
Operating Unit:
Organization Code (UACS): 050100000000
Funding Source Code (as clustered): 01101101, 01102101 & 01104102

PARTICULARS	CURRENT YEAR BUDGET					PRIOR YEAR'S BUDGET											SUB-TOTAL	TRUST LIABILITIES				GRAND TOTAL					Remarks	
	PS	MOOE	Fin. Exp.	CO	TOTAL	PRIOR YEAR'S ACCOUNTS PAYABLE					CURRENT YEAR'S ACCOUNTS PAYABLE							PS	MOOE	CO	TOTAL	PS	MOOE	Fin. Exp.	CO	TOTAL		
						PS	MOOE	Fin. Exp.	CO	Sub-Total	PS	MOOE	Fin. Exp.	CO	Sub-Total	TOTAL												
1	2	3	4	5	6=(2+3+4+5)	7	8	9	10	11=(7+8+9+10)	12	13	14	15	16=(12+13+14+15)	17=(11+16)	18=(6+17)	19	20	21	22=(19+20+21)	23	24	25	26	27=(23+24+25+26)	28	
JULY																												
Notice of Cash Allocation (NCA)	7,353,752.66	19,596,914.15	-	-	26,950,666.81	-	677,216.70	-	299,800.00	977,016.70	-	1,885,943.40	-	-	1,885,943.40	2,862,960.10	29,813,626.91	-	-	-	-	7,353,752.66	22,160,074.25	-	299,800.00	29,813,626.91	* The agency has unexpended balance of 952,373.09 because the payments for delivered goods, services, and consummated transactions, which due to some process requirements of the usual disbursement system of the government, were still unpaid.	
MDS Checks Issued	744,617.75	2,661,906.30	-	-	3,406,524.05	-	-	-	-	-	-	649,787.90	-	-	649,787.90	649,787.90	4,056,311.95	-	-	-	744,617.75	3,311,694.20	-	-	4,056,311.95			
Advice to Debit Account	6,609,134.91	16,935,007.85	-	-	23,544,142.76	-	677,216.70	-	299,800.00	977,016.70	-	1,236,155.50	-	-	1,236,155.50	2,213,172.20	25,757,314.96	-	-	-	6,609,134.91	18,848,380.05	-	299,800.00	25,757,314.96			
Working Fund (NCA issued to BT)	-	-	-	-	-	-	-	-	-	-	-	-	-	-	-	-	-	-	-	-	-	-	-	-	-	-		
Tax Remittance Advices Issued (TRA)	448,799.66	362,778.09	-	-	811,577.75	-	42,275.43	-	-	42,275.43	-	9,795.22	53,142.85	-	62,938.07	105,213.50	916,791.25	-	-	-	448,799.66	414,848.74	-	-	53,142.85	916,791.25		
Cash Disbursement Ceiling (CDC)	-	-	-	-	-	-	-	-	-	-	-	-	-	-	-	-	-	-	-	-	-	-	-	-	-	-		-
Non-Cash Availment Authority (NCAA)	-	-	-	-	-	-	-	-	-	-	-	-	-	-	-	-	-	-	-	-	-	-	-	-	-	-		-
Others (CDT, BT Does Stamp, etc.)	-	-	-	-	-	-	-	-	-	-	-	-	-	-	-	-	-	-	-	-	-	-	-	-	-	-		-
TOTAL	7,802,552.32	19,959,692.24	-	-	27,762,244.56	-	719,492.13	-	299,800.00	1,019,292.13	-	1,895,738.62	53,142.85	1,948,881.47	2,968,173.60	30,730,418.16	32,677,656.71	-	-	-	7,802,552.32	22,574,922.99	-	352,942.85	30,730,418.16			
AUGUST																												
Notice of Cash Allocation	7,117,232.78	23,301,223.00	-	-	30,418,455.78	-	306,330.94	-	-	306,330.94	-	307,134.99	-	-	307,134.99	613,465.93	31,031,921.71	-	-	-	7,117,232.78	23,914,688.93	-	-	31,031,921.71			
MDS Checks Issued	686,889.85	3,243,386.50	-	-	3,930,276.35	-	-	-	-	-	-	174,142.85	-	-	174,142.85	4,104,419.20	4,104,419.20	-	-	-	686,889.85	3,417,529.35	-	-	4,104,419.20			
Advice to Debit Account	6,430,342.93	20,057,836.50	-	-	26,488,179.43	-	306,330.94	-	-	306,330.94	-	132,992.14	15,080.35	-	132,992.14	439,323.08	26,927,502.51	-	-	-	6,430,342.93	20,497,159.58	-	-	26,927,502.51			
Tax Remittance Advices Issued	418,222.84	690,373.10	-	-	1,108,595.94	-	44,328.30	-	-	44,328.30	-	67,730.41	-	-	67,730.41	127,139.06	1,235,735.00	-	-	-	418,222.84	802,431.81	-	15,080.35	1,235,735.00			
Cash Disbursement Ceiling	-	-	-	-	-	-	-	-	-	-	-	-	-	-	-	-	-	-	-	-	-	-	-	-	-		-	-
Non-Cash Availment Authority	-	-	-	-	-	-	-	-	-	-	-	-	-	-	-	-	-	-	-	-	-	-	-	-	-		-	-
Others (CDT, Does Stamp, etc.)	-	-	-	-	-	-	-	-	-	-	-	-	-	-	-	-	-	-	-	-	-	-	-	-	-		-	
TOTAL	7,535,455.62	23,991,596.10	-	-	31,527,051.72	-	350,659.24	-	-	350,659.24	-	374,865.40	15,080.35	389,945.75	740,604.99	32,267,656.71	32,267,656.71	-	-	-	7,535,455.62	24,717,120.74	-	15,080.35	32,267,656.71			
SEPTEMBER																												
Notice of Cash Allocation	9,075,622.52	14,774,475.32	-	5,651,389.36	29,501,487.20	-	288,033.90	-	-	288,033.90	-	(487,406.97)	707,833.95	220,426.98	508,460.88	30,009,948.08	30,009,948.08	-	-	-	9,075,622.52	14,575,102.25	-	6,359,223.31	30,009,948.08			
MDS Checks Issued	757,548.88	1,909,487.90	-	-	2,667,036.78	-	-	-	-	-	-	(520,062.50)	379,044.65	141,017.85	(141,017.85)	2,526,018.93	2,526,018.93	-	-	-	757,548.88	1,389,425.40	-	379,044.65	2,526,018.93			
Advice to Debit Account	8,318,073.64	12,864,987.42	-	5,651,389.36	26,834,450.42	-	288,033.90	-	-	288,033.90	-	32,655.53	328,789.30	361,444.83	649,478.73	27,483,929.15	27,483,929.15	-	-	-	8,318,073.64	13,185,676.85	-	5,980,178.66	27,483,929.15			
Tax Remittance Advices Issued	413,071.36	383,767.60	-	-	796,838.96	-	18,411.42	-	-	18,411.42	-	7,527.86	-	25,939.28	822,778.24	822,778.24	822,778.24	-	-	-	413,071.36	409,706.88	-	-	822,778.24			
Cash Disbursement Ceiling	-	-	-	-	-	-	-	-	-	-	-	-	-	-	-	-	-	-	-	-	-	-	-	-	-	-		-
Non-Cash Availment Authority	-	-	-	-	-	-	-	-	-	-	-	-	-	-	-	-	-	-	-	-	-	-	-	-	-	-		-
Others (CDT, Does Stamp, etc.)	-	-	-	-	-	-	-	-	-	-	-	-	-	-	-	-	-	-	-	-	-	-	-	-	-	-		
TOTAL	9,488,693.88	15,158,242.92	-	5,651,389.36	30,298,326.16	-	306,445.32	-	-	306,445.32	-	(479,879.11)	707,833.95	227,954.84	534,400.16	30,832,726.32	30,832,726.32	-	-	-	9,488,693.88	14,984,809.13	-	6,359,223.31	30,832,726.32			
3RD QUARTER																												
Notice of Cash Allocation	23,546,607.96	57,672,612.47	-	5,651,389.36	86,870,609.79	-	1,271,581.54	-	299,800.00	1,571,381.54	-	1,705,671.42	707,833.95	2,413,505.37	3,984,886.91	90,855,496.70	90,855,496.70	-	-	-	23,546,607.96	60,649,865.43	-	6,659,023.31	90,855,496.70			
MDS Checks Issued	2,189,056.48	7,814,780.70	-	-	10,003,837.18	-	-	-	-	-	-	303,868.25	379,044.65	682,912.90	682,912.90	10,686,750.08	10,686,750.08	-	-	-	2,189,056.48	8,118,648.95	-	379,044.65	10,686,750.08			
Advice to Debit Account	21,357,551.48	49,857,831.77	-	5,651,389.36	76,866,772.61	-	1,271,581.54	-	299,800.00	1,571,381.54	-	1,401,803.17	328,789.30	1,730,592.47	3,301,974.01	80,168,746.62	80,168,746.62	-	-	-	21,357,551.48	52,531,216.48	-	6,279,978.66	80,168,746.62			
Tax Remittance Advices Issued	1,280,093.86	1,436,918.79	-	-	2,717,012.65	-	105,015.15	-	-	105,015.15	-	85,053.49	15,080.35	100,133.84	205,148.99	2,922,161.64	2,922,161.64	-	-	-	1,280,093.86	1,626,987.43	-	68,223.20	2,922,161.64			
Cash Disbursement Ceiling	-	-	-	-	-	-	-	-	-	-	-	-	-	-	-	-	-	-	-	-	-	-	-	-	-		-	-
Non-Cash Availment Authority	-	-	-	-	-	-	-	-	-	-	-	-	-	-	-	-	-	-	-	-	-	-	-	-	-		-	-
Others (CDT, Does Stamp, etc.)	-	-	-	-	-	-	-	-	-	-	-	-	-	-	-	-	-	-	-	-	-	-	-	-	-		-	
TOTAL	24,826,701.82	59,109,531.26	-	5,651,389.36	89,587,622.44	-	1,376,596.69	-	299,800.00	1,676,396.69	-	1,790,724.91	722,914.30	2,513,639.21	4,190,035.90	93,777,658.34	93,777,658.34	-	-	-	24,826,701.82	62,276,852.86	-	6,727,246.51	93,830,801.19			

SUMMARY:	Previous Report		This month (September)		As of September 30, 2017			Previous Report		This month (September)		As of September 30, 2017	
Total Disbursement Authorities Received													
NCA													
Working Fund		311,054,000.00				30,012,000.00			280,288,000.00		30,012,000.00		310,300,000.00
TRA			6,184,348.78		822,778.24			7,007,127.02		285,071,132.84		30,832,726.32	315,903,859.16
CDC									(4,783,132.84)		(820,726.32)		(5,603,859.16)
NCAA													
Others (CDT, BT Does Stamp, etc.)													
Less: Notice of Transfer Allocations (NTA)* issued													
Total Disbursements Authorities Available		317,238,348.78			30,834,778.24		348,073,127.02						
Less: Lapsed NCA		1,416.01			2,503.30		3,919.31						
Disbursements *		317,236,481.39			30,832,726.32		348,069,207.71						
Balance of Disbursements Authorities as of to date		<u>451.38</u>			<u>(451.38)</u>		<u>-</u>						

Notes: The use of NTA is discouraged
* Amounts should tally

Certified Correct:


CHERRY PEARL C. RIVERA
Accountant II

Date: _____

Approved: 


MONTHLY REPORT OF DISBURSEMENTS For the month of AUGUST, 2017


Department: Department of Agriculture
Entity Name: Philippine Carabao Center
Operating Unit:
Organization Code (UACS): 050100000000
Funding Source Code (as clustered): 01101101, 01102101 & 01104102

PARTICULARS	CURRENT YEAR BUDGET					PRIOR YEAR'S BUDGET											TRUST LIABILITIES				GRAND TOTAL					REMARKS				
	PS	MOOE	Fin. Exp	CO	TOTAL	PRIOR YEAR'S ACCOUNTS PAYABLE					CURRENT YEAR'S ACCOUNTS PAYABLE					TOTAL	PS	MOOE	CO	TOTAL	PS	MOOE	Fin. Exp	CO	TOTAL					
						PS	MOOE	Fin. Exp	CO	Sub-Total	PS	MOOE	Fin. Exp	CO	Sub-Total															
1	2	3	4	5	6=(2+3+4+5)	7	8	9	10	11=(7+8+9+10)	12	13	14	15	16=(12+13+14+15)	17=(11+16)	18=(6+17)	19	20	21	22=(19+20+21)	23	24	25	26	27=(23+24+25+26)	28			
JULY																														
Notice of Cash Allocation (NCA)	7,353,752.66	19,596,914.15	-	-	26,950,666.81	-	677,216.70	-	299,800.00	977,016.70	-	1,885,943.40	-	-	1,885,943.40	2,862,960.10	29,813,626.91	-	-	-	-	7,353,752.66	22,160,074.25	-	299,800.00	29,813,626.91	* The agency has unexpended balance of 952,373.09 because the payments for delivered goods, services, and consummated transactions, which due to some process requirements of the usual disbursement system of the government, were still unpaid.			
MDS Checks Issued	744,617.75	2,661,906.30	-	-	3,406,524.05	-	-	-	-	-	-	649,787.90	-	-	649,787.90	649,787.90	4,056,311.95	-	-	-	-	744,617.75	3,311,694.20	-	-	4,056,311.95				
Advice to Debit Account	6,609,134.91	16,935,007.85	-	-	23,544,142.76	-	677,216.70	-	299,800.00	977,016.70	-	1,236,155.50	-	-	1,236,155.50	2,213,172.20	25,757,314.96	-	-	-	-	6,609,134.91	18,848,380.05	-	299,800.00	25,757,314.96				
Working Fund (NCA issued to BTr)																														
Tax Remittance Advices Issued (TRA)	448,799.66	362,778.09	-	-	811,577.75	-	42,275.43	-	-	42,275.43	-	9,795.22	53,142.85	-	62,938.07	105,213.50	916,791.25	-	-	-	-	448,799.66	414,848.74	-	53,142.85	916,791.25				
Cash Disbursement Ceiling (CDC)																														
Non-Cash Availment Authority (NCAA)																														
Others (CDT, BTr Does Stamp, etc.)																														
TOTAL	7,802,552.32	19,959,692.24	-	-	27,762,244.56	-	719,492.13	-	299,800.00	1,019,292.13	-	1,895,738.62	53,142.85	1,948,881.47	2,968,173.60	30,730,418.16	7,802,552.32	22,574,922.99	-	-	-	7,802,552.32	22,574,922.99	-	352,942.85	30,730,418.16				
AUGUST																														
Notice of Cash Allocation	7,117,232.78	23,301,223.00	-	-	30,418,455.78	-	306,330.94	-	-	306,330.94	-	307,134.99	-	-	307,134.99	613,465.93	31,031,921.71	-	-	-	-	7,117,232.78	23,914,688.93	-	-	31,031,921.71				
MDS Checks Issued	686,889.85	3,243,386.50	-	-	3,930,276.35	-	-	-	-	-	-	174,142.85	-	-	174,142.85	4,104,419.20	4,104,419.20	-	-	-	-	686,889.85	3,417,529.35	-	-	4,104,419.20				
Advice to Debit Account	6,430,342.93	20,057,836.50	-	-	26,488,179.43	-	306,330.94	-	-	306,330.94	-	132,992.14	-	-	132,992.14	439,323.08	26,927,502.51	-	-	-	-	6,430,342.93	20,497,159.58	-	-	26,927,502.51				
Tax Remittance Advices Issued	418,222.84	690,373.10	-	-	1,108,595.94	-	44,328.30	-	-	44,328.30	-	67,730.41	15,080.35	-	82,810.76	127,139.06	1,235,735.00	-	-	-	-	418,222.84	802,431.81	-	15,080.35	1,235,735.00				
Cash Disbursement Ceiling																														
Non-Cash Availment Authority																														
Others (CDT, Does Stamp, etc.)																														
TOTAL	7,535,455.62	23,991,596.10	-	-	31,527,051.72	-	350,659.24	-	-	350,659.24	-	374,865.40	15,080.35	389,945.75	740,604.99	32,267,656.71	7,535,455.62	24,711,120.74	-	-	-	7,535,455.62	24,711,120.74	-	15,080.35	32,267,656.71				
SEPTEMBER																														
Notice of Cash Allocation	-	-	-	-	-	-	-	-	-	-	-	-	-	-	-	-	-	-	-	-	-	-	-	-	-	-	-	-	-	
MDS Checks Issued	-	-	-	-	-	-	-	-	-	-	-	-	-	-	-	-	-	-	-	-	-	-	-	-	-	-	-	-	-	
Advice to Debit Account	-	-	-	-	-	-	-	-	-	-	-	-	-	-	-	-	-	-	-	-	-	-	-	-	-	-	-	-	-	
Tax Remittance Advices Issued	-	-	-	-	-	-	-	-	-	-	-	-	-	-	-	-	-	-	-	-	-	-	-	-	-	-	-	-	-	
Cash Disbursement Ceiling	-	-	-	-	-	-	-	-	-	-	-	-	-	-	-	-	-	-	-	-	-	-	-	-	-	-	-	-	-	
Non-Cash Availment Authority	-	-	-	-	-	-	-	-	-	-	-	-	-	-	-	-	-	-	-	-	-	-	-	-	-	-	-	-	-	
Others (CDT, Does Stamp, etc.)	-	-	-	-	-	-	-	-	-	-	-	-	-	-	-	-	-	-	-	-	-	-	-	-	-	-	-	-	-	
TOTAL	-	-	-	-	-	-	-	-	-	-	-	-	-	-	-	-	-	-	-	-	-	-	-	-	-	-	-	-	-	
2ND QUARTER																														
Notice of Cash Allocation	14,470,985.44	42,898,137.15	-	-	57,369,122.59	-	983,547.64	-	299,800.00	1,283,347.64	-	2,193,078.39	-	-	2,193,078.39	3,476,426.03	60,845,548.62	-	-	-	-	14,470,985.44	46,074,763.18	-	299,800.00	60,845,548.62				
MDS Checks Issued	1,431,507.60	5,905,292.80	-	-	7,336,800.40	-	-	-	-	-	-	823,930.75	-	-	823,930.75	8,160,731.15	8,160,731.15	-	-	-	-	1,431,507.60	6,729,223.55	-	-	8,160,731.15				
Advice to Debit Account	13,039,477.84	36,992,844.35	-	-	50,032,322.19	-	983,547.64	-	299,800.00	1,283,347.64	-	1,369,147.64	-	-	1,369,147.64	2,652,495.28	52,684,817.47	-	-	-	-	13,039,477.84	39,345,539.63	-	299,800.00	52,684,817.47				
Tax Remittance Advices Issued	867,022.50	1,053,151.19	-	-	1,920,173.69	-	86,603.73	-	-	86,603.73	-	77,525.63	15,080.35	-	92,605.98	179,209.71	2,099,383.40	-	-	-	-	867,022.50	1,217,280.55	-	68,223.20	2,152,526.25				
Cash Disbursement Ceiling																														
Non-Cash Availment Authority																														
Others (CDT, Does Stamp, etc.)																														
GRAND TOTAL	15,338,007.94	43,951,288.34	-	-	59,289,296.28	-	1,070,151.37	-	299,800.00	1,369,951.37	-	2,270,604.02	15,080.35	2,285,684.37	3,655,635.74	62,944,932.02	62,944,932.02	-	-	-	-	15,338,007.94	47,292,043.73	-	368,023.20	62,998,074.87				

SUMMARY:	Previous Report	This month (August)	As of August 31, 2017		Previous Report	This month (August)	As of August 31, 2017
Total Disbursement Authorities Received					250,208,000.00	30,080,000.00	280,288,000.00
NCA	280,974,000.00	30,080,000.00	311,054,000.00	Total Disbursements Program	254,238,406.52	32,267,656.71	286,506,063.23
Working Fund				Less: * Actual Disbursements	(4,030,406.52)	(2,187,656.71)	(6,218,063.23)
TRA	4,948,613.78	1,235,735.00	6,184,348.78	(Over)/Under spending			
CDC							
NCAA							
Others (CDT, BTr Does Stamp, etc.)							
Less: Notice of Transfer Allocations (NTA)* issued							
Total Disbursements Authorities Available	285,922,613.78	31,315,735.00	317,238,348.78				
Less: Lapsed NCA	1,416.01		1,416.01				
Disbursements *	284,968,824.68	32,267,656.71	317,236,481.39				
Balance of Disbursements Authorities as of to date	952,373.09	(951,921.71)	451.38				

Notes: The use of NTA is discouraged
* Amounts should tally

Certified Correct:

CHERRY PEARL C. RIVERA
Accountant II
Date: _____

Approved By:

ARNEL N. DEL BARRIO
Executive Director
Date: _____

MONTHLY REPORT OF DISBURSEMENTS
For the month of August, 2017

Department: Department of Agriculture (DA)					Agency: Philippine Carabao Center					Operating Unit: N/A																		
Organization Code (UACS): 050100000000					Fund Cluster: 01 - Regular Agency Fund					Report Status: SUBMITTED																		
PARTICULARS	CURRENT YEAR BUDGET					PRIOR YEAR'S ACCOUNTS PAYABLE										TRUST LIABILITIES				GRAND TOTAL					REMARKS			
	PS	MOOE	Fin. Exp	CO	TOTAL	PRIOR YEAR'S ACCOUNTS PAYABLE					CURRENT YEAR'S ACCOUNTS PAYABLE					PS	MOOE	CO	TOTAL	PS	MOOE	Fin. Exp	CO	TOTAL				
						PS	MOOE	Fin. Exp	CO	Sub-Total	PS	MOOE	Fin. Exp	CO	Sub-Total											TOTAL		
1	2	3	4	5	6=(2+3+4+5)	7	8	9	10	11=(7+8+9+10)	12	13	14	15	16=(12+13+14+15)	17=(11+16)	18=(6+17)	19	20	21	22=(19+20+21)	23	24	25	26	27=(23+24+25+26)	28	
Notice of Cash Allocation (NCA)	7,117,232.78	23,301,223.00			30,418,455.78		306,330.94			306,330.94		307,134.99			307,134.99	613,465.93	31,031,921.71					7,117,232.78	23,914,688.93			31,031,921.71		
MDS Checks Issued	686,889.85	3,243,386.50			3,930,276.35							174,142.85			174,142.85	174,142.85	4,104,419.20					686,889.85	3,417,529.35			4,104,419.20		
Advice to Debit Account	6,430,342.93	20,057,836.50			26,488,179.43		306,330.94			306,330.94		132,992.14			132,992.14	439,323.08	26,927,502.51					6,430,342.93	20,497,159.58			26,927,502.51		
Notice of Transfer of Allocation (NTA)																												
MDS Checks Issued																												
Advice to Debit Account																												
Working Fund (NCA issued to BTr)																												
Tax Remittance Advices Issued (TRA)	418,222.84	690,373.10			1,108,595.94		44,328.30			44,328.30		67,730.41		15,080.35	82,810.76	127,139.06	1,235,735.00					418,222.84	802,431.81		15,080.35	1,235,735.00		
Cash Disbursement Ceiling (CDC)																												
Non-Cash Availment Authority (NCAA)																												
Others (CDT, BTr Docs Stamp, etc.)																												

Summary


PARTICULARS	PREVIOUS REPORT	CURRENT MONTH	AS OF DATE
(1)	(2)	(3)	(4)
Total Disbursement Authorities Received			
NCA	280,974,000.00	30,080,000.00	311,054,000.00
Working Fund			
TRA	4,948,613.78	1,235,735.00	6,184,348.78
CDC			
NCAA			
Others (CDT, BTr Docs Stamp, etc.)			
Less: Notice of Transfer Allocations (NTA)* issued			
Total Disbursements Authorities Available	285,922,613.78	31,315,735.00	317,238,348.78
Less			
Lapsed NCA	1,416.01		1,416.01
Disbursements	284,968,874.68	32,267,656.71	317,236,481.39
Balance of Disbursements Authorities as of to date	952,373.09	(951,921.71)	451.38
Total Disbursements Program	250,208,000.00	30,080,000.00	280,288,000.00
Less: * Actual Disbursements	254,238,406.57	32,367,656.71	286,506,063.28
(Over)/Under spending-	(4,030,406.57)	(2,187,656.71)	(6,218,063.28)

Certified Correct:


RIVERA, CHERRY PEARL
Agency Chief Accountant

Date: 02/Oct/2017

Approved By:


DEL BARRIO, ARNEL
Head of Agency or Authorized Representative
Date: 02/Oct/2017

MONTHLY REPORT OF DISBURSEMENTS
For the month of August, 2017

Department: Department of Agriculture (DA)					Agency: Philippine Carabao Center					Operating Unit: N/A																		
Organization Code (UACS): 050100000000					Fund Cluster: 02 - Foreign Assisted Projects Fund					Report Status: SUBMITTED																		
PARTICULARS	CURRENT YEAR BUDGET					PRIOR YEAR'S BUDGET										SUB-TOTAL	TRUST LIABILITIES				GRAND TOTAL					REMARKS		
	PS	MOOE	Fin. Exp	CO	TOTAL	PS	MOOE	Fin. Exp	CO	Sub-Total	PS	MOOE	Fin. Exp	CO	Sub-Total		TOTAL	PS	MOOE	CO	TOTAL	PS	MOOE	Fin. Exp	CO		TOTAL	
1	2	3	4	5	6=(2+3+4+5)	7	8	9	10	11=(7+8+9+10)	12	13	14	15	16=(12+13+14+15)	17=(11+16)	18=(6+17)	19	20	21	22=(19+20+21)	23	24	25	26	27=(23+24+25+26)	28	
Notice of Cash Allocation (NCA)										437,758.24					143,336.40	581,094.64												
MDS Checks Issued										437,758.24					143,336.40	581,094.64												
Advice to Debit Account																												
Notice of Transfer of Allocation (NTA)																												
MDS Checks Issued																												
Advice to Debit Account																												
Working Fund (NCA issued to BTr)																												
Tax Remittance Advices Issued (TRA)																												
Cash Disbursement Ceiling (CDC)																												
Non-Cash Availment Authority (NCAA)																												
Others (CDT, BTr Docs Stamp, etc.)																												

Summary

PARTICULARS	PREVIOUS REPORT	CURRENT MONTH	AS OF DATE
(1)	(2)	(3)	(4)
Total Disbursement Authorities Received			
NCA		581,095.00	581,095.00
Working Fund			
TRA			
CDC			
NCAA			
Others (CDT, BTr Docs Stamp, etc.)			
Less: Notice of Transfer Allocation (NTA)* issued			
Total Disbursements Authorities Available		581,095.00	581,095.00
Less:			
Lapsed NCA			
Disbursements		581,094.64	581,094.64
Balance of Disbursements Authorities as of to date		.36	.36
Total Disbursements Program		581,095.00	581,095.00
Less: * Actual Disbursements		581,094.64	581,094.64
(Over)/Under spending-		.36	.36

Certified Correct:


RIVER A. CHERRY PEARL

Agency Chief Accountant

Date: 02/Oct/2017

Approved By:


DEL BARRIO, ARNEL

Head of Agency or Authorized Representative

Date: 02/Oct/2017

MONTHLY REPORT OF DISBURSEMENTS
For the month of AUGUST, 2017

Department: Department of Agriculture
Entity Name: Philippine Carabao Center
Operating Unit:
Organization Code (UACS): 05010000000
Funding Source Code (as clustered): 02102177

PARTICULARS	CURRENT YEAR BUDGET					PRIOR YEAR'S BUDGET											SUB-TOTAL	TRUST LIABILITIES				GRAND TOTAL					Remarks	
	PS	MOOE	Fin. Exp	CO	TOTAL	PRIOR YEAR'S ACCOUNTS PAYABLE					CURRENT YEAR'S ACCOUNTS PAYABLE					TOTAL		PS	MOOE	CO	TOTAL	PS	MOOE	Fin. Exp	CO	TOTAL		
						PS	MOOE	Fin. Exp	CO	Sub-Total	PS	MOOE	Fin. Exp	CO	Sub-Total													
1	2	3	4	5	6=(2+3+4+5)	7	8	9	10	11=(7+8+9+10)	12	13	14	15	16=(12+13+14+15)	17=(11+16)	18=(6+17)	19	20	21	22=(19+20+21)	23	24	25	26	27=(23+24+25+26)	28	
JULY																												
Notice of Cash Allocation (NCA)	-	-	-	-	-	-	-	-	-	-	-	-	-	-	-	-	-	-	-	-	-	-	-	-	-	-	-	-
MDS Checks Issued	-	-	-	-	-	-	-	-	-	-	-	-	-	-	-	-	-	-	-	-	-	-	-	-	-	-	-	-
Advice to Debit Account	-	-	-	-	-	-	-	-	-	-	-	-	-	-	-	-	-	-	-	-	-	-	-	-	-	-	-	-
Working Fund (NCA issued to BTr)	-	-	-	-	-	-	-	-	-	-	-	-	-	-	-	-	-	-	-	-	-	-	-	-	-	-	-	-
Tax Remittance Advices Issued (TRA)	-	-	-	-	-	-	-	-	-	-	-	-	-	-	-	-	-	-	-	-	-	-	-	-	-	-	-	-
Cash Disbursement Ceiling (CDC)	-	-	-	-	-	-	-	-	-	-	-	-	-	-	-	-	-	-	-	-	-	-	-	-	-	-	-	-
Non-Cash Availment Authority (NCAA)	-	-	-	-	-	-	-	-	-	-	-	-	-	-	-	-	-	-	-	-	-	-	-	-	-	-	-	-
Others (CDT, BTr Does Stamp, etc.)	-	-	-	-	-	-	-	-	-	-	-	-	-	-	-	-	-	-	-	-	-	-	-	-	-	-	-	-
TOTAL	-	-	-	-	-	-	-	-	-	-	-	-	-	-	-	-	-	-	-	-	-	-	-	-	-	-	-	-
AUGUST																												
Notice of Cash Allocation	-	-	-	-	-	-	437,758.24	-	143,336.40	581,094.64	-	-	-	-	-	581,094.64	581,094.64	-	-	-	-	-	437,758.24	-	143,336.40	581,094.64	-	
MDS Checks Issued	-	-	-	-	-	-	437,758.24	-	143,336.40	581,094.64	-	-	-	-	-	581,094.64	581,094.64	-	-	-	-	437,758.24	-	143,336.40	581,094.64	-		
Advice to Debit Account	-	-	-	-	-	-	-	-	-	-	-	-	-	-	-	-	-	-	-	-	-	-	-	-	-	-	-	-
Tax Remittance Advices Issued	-	-	-	-	-	-	-	-	-	-	-	-	-	-	-	-	-	-	-	-	-	-	-	-	-	-	-	-
Cash Disbursement Ceiling	-	-	-	-	-	-	-	-	-	-	-	-	-	-	-	-	-	-	-	-	-	-	-	-	-	-	-	-
Non-Cash Availment Authority	-	-	-	-	-	-	-	-	-	-	-	-	-	-	-	-	-	-	-	-	-	-	-	-	-	-	-	-
Others (CDT, Does Stamp, etc.)	-	-	-	-	-	-	-	-	-	-	-	-	-	-	-	-	-	-	-	-	-	-	-	-	-	-	-	-
TOTAL	-	-	-	-	-	-	437,758.24	-	143,336.40	581,094.64	-	-	-	-	-	581,094.64	581,094.64	-	-	-	-	437,758.24	-	143,336.40	581,094.64	-		
SEPTEMBER																												
Notice of Cash Allocation	-	-	-	-	-	-	-	-	-	-	-	-	-	-	-	-	-	-	-	-	-	-	-	-	-	-	-	-
MDS Checks Issued	-	-	-	-	-	-	-	-	-	-	-	-	-	-	-	-	-	-	-	-	-	-	-	-	-	-	-	-
Advice to Debit Account	-	-	-	-	-	-	-	-	-	-	-	-	-	-	-	-	-	-	-	-	-	-	-	-	-	-	-	-
Tax Remittance Advices Issued	-	-	-	-	-	-	-	-	-	-	-	-	-	-	-	-	-	-	-	-	-	-	-	-	-	-	-	-
Cash Disbursement Ceiling	-	-	-	-	-	-	-	-	-	-	-	-	-	-	-	-	-	-	-	-	-	-	-	-	-	-	-	-
Non-Cash Availment Authority	-	-	-	-	-	-	-	-	-	-	-	-	-	-	-	-	-	-	-	-	-	-	-	-	-	-	-	-
Others (CDT, Does Stamp, etc.)	-	-	-	-	-	-	-	-	-	-	-	-	-	-	-	-	-	-	-	-	-	-	-	-	-	-	-	-
TOTAL	-	-	-	-	-	-	-	-	-	-	-	-	-	-	-	-	-	-	-	-	-	-	-	-	-	-	-	-
2ND QUARTER																												
Notice of Cash Allocation	-	-	-	-	-	-	437,758.24	-	143,336.40	581,094.64	-	-	-	-	-	581,094.64	581,094.64	-	-	-	-	437,758.24	-	143,336.40	581,094.64	-		
MDS Checks Issued	-	-	-	-	-	-	437,758.24	-	143,336.40	581,094.64	-	-	-	-	-	581,094.64	581,094.64	-	-	-	-	437,758.24	-	143,336.40	581,094.64	-		
Advice to Debit Account	-	-	-	-	-	-	-	-	-	-	-	-	-	-	-	-	-	-	-	-	-	-	-	-	-	-	-	-
Tax Remittance Advices Issued	-	-	-	-	-	-	-	-	-	-	-	-	-	-	-	-	-	-	-	-	-	-	-	-	-	-	-	-
Cash Disbursement Ceiling	-	-	-	-	-	-	-	-	-	-	-	-	-	-	-	-	-	-	-	-	-	-	-	-	-	-	-	-
Non-Cash Availment Authority	-	-	-	-	-	-	-	-	-	-	-	-	-	-	-	-	-	-	-	-	-	-	-	-	-	-	-	-
Others (CDT, Does Stamp, etc.)	-	-	-	-	-	-	-	-	-	-	-	-	-	-	-	-	-	-	-	-	-	-	-	-	-	-	-	-
TOTAL	-	-	-	-	-	-	437,758.24	-	143,336.40	581,094.64	-	-	-	-	-	581,094.64	581,094.64	-	-	-	-	437,758.24	-	143,336.40	581,094.64	-		
GRAND TOTAL	-	-	-	-	-	-	437,758.24	-	143,336.40	581,094.64	-	-	-	-	-	581,094.64	581,094.64	-	-	-	-	437,758.24	-	143,336.40	581,094.64	-		

SUMMARY:	Previous Report			This month (August)			As of August 31, 2017		
	Total Disbursement Authorities Received								
NCA				581,095.00		581,095.00			
Working Fund				-		-			
TRA				-		-			
CDC				-		-			
NCAA				-		-			
Others (CDT, BTr Does Stamp, etc.)				-		-			
Less: Notice of Transfer Allocations (NTA)* issued				-		-			
Total Disbursements Authorities Available				581,095.00		581,095.00			
Less: Lapsed NCA				-		-			
Disbursements *				581,094.64		581,094.64			
Balance of Disbursements Authorities as of to date				0.36		0.36			

SUMMARY:	Previous Report			This month (August)			As of August 31, 2017		
	Total Disbursements Program				581,095.00		581,095.00		
Less: * Actual Disbursements				581,094.64		581,094.64			
(Over)/Under spending				0.36		0.36			

Notes: The use of NTA is discouraged
* Amounts should tally

Certified Correct:

CHERRY PEARL C. RIVERA
Accountant II

Date: _____

Approved By:

ARNEL N. DEL BARRIO
Executive Director

Date: _____

MONTHLY REPORT OF DISBURSEMENTS
For the month of July, 2017

Department: Department of Agriculture (DA)					Agency: Philippine Carabao Center					Operating Unit: N/A																			
Organization Code (UACS): 050100000000					Fund Cluster: 01 - Regular Agency Fund					Report Status: SUBMITTED																			
PARTICULARS	CURRENT YEAR BUDGET					PRIOR YEAR'S ACCOUNTS PAYABLE										SUB-TOTAL	TRUST LIABILITIES				GRAND TOTAL					REMARKS			
	PS	MOOE	Fin. Exp	CO	TOTAL	PS	MOOE	Fin. Exp	CO	Sub-Total	PS	MOOE	Fin. Exp	CO	Sub-Total		TOTAL	PS	MOOE	CO	TOTAL	PS	MOOE	Fin. Exp	CO		TOTAL		
	1	2	3	4	5	6=(2+3+4+5)	7	8	9	10	11=(7+8+9+10)	12	13	14	15		16=(12+13+14+15)	17=(11+16)	18=(6+17)	19	20	21	22=(19+20+21)	23	24		25	26	27=(23+24+25+26)
Notice of Cash Allocation (NCA)	7,353,752.66	19,596,914.15				26,950,666.81	677,216.70		299,800.00	977,016.70		1,885,943.40			1,885,943.40	2,862,960.10	29,813,626.91					7,353,752.66	22,160,074.25			299,800.00	29,813,626.91		
MDS Checks Issued	744,617.75	2,661,906.30				3,406,524.05						649,787.90			649,787.90	649,787.90	4,056,311.95					744,617.75	3,311,694.20				4,056,311.95		
Advice to Debit Account	6,609,134.91	16,935,007.85				23,544,142.76	677,216.70		299,800.00	977,016.70		1,236,155.50			1,236,155.50	2,213,172.20	25,757,314.96					6,609,134.91	18,848,380.05			299,800.00	25,757,314.96		
Notice of Transfer of Allocation (NTA)																													
MDS Checks Issued																													
Advice to Debit Account																													
Working Fund (NCA issued to BTr)																													
Tax Remittance Advices Issued (TRA)	448,799.66	362,778.09				811,577.75	42,275.43			42,275.43		9,795.22		53,142.85	62,938.07	105,213.50	916,791.25					448,799.66	414,848.74			53,142.85	916,791.25		
Cash Disbursement Ceiling (CDC)																													
Non-Cash Availment Authority (NCAA)																													
Others (CDT, BTr Docs Stamp, etc.)																													

Summary

PARTICULARS	PREVIOUS REPORT	CURRENT MONTH	AS OF DATE
(1)	(2)	(3)	(4)
Total Disbursement Authorities Received			
NCA	250,208,000.00	30,766,000.00	280,974,000.00
Working Fund			
TRA	4,031,822.53	916,791.25	4,948,613.78
CDC			
NCAA			
Others (CDT, BTr Docs Stamp, etc.)			
Less: Notice of Transfer Allocations (NTA)* issued			
Total Disbursements Authorities Available	254,239,822.53	31,682,791.25	285,922,613.78
Less:			
Lapsed NCA	1,416.01		1,416.01
Disbursements	254,238,406.52	30,730,418.16	284,968,824.68
Balance of Disbursements Authorities as of date		952,373.09	952,373.09
Total Disbursements Program	250,208,000.00	30,766,000.00	280,974,000.00
Less: * Actual Disbursements	254,238,406.52	30,730,418.16	284,968,824.68
(Over)/Under spending-	(4,030,406.52)	35,581.84	(3,994,824.68)

Certified Correct:


RIVERA, CHERRY PEARL

Agency Chief Accountant

Date: 22/Aug/2017

Approved By:


DEL BARRIO, ARNEL

Head of Agency or Authorized Representative

Date: 22/Aug/2017

MONTHLY REPORT OF DISBURSEMENTS

For the month of JULY, 2017

Department: Department of Agriculture
Entity Name: Philippine Carabao Center
Operating Unit:
Organization Code (UACS): 05010000000
Funding Source Code (as clustered): 01101101, 01102101 & 01104102

PARTICULARS	CURRENT YEAR BUDGET					PRIOR YEAR'S BUDGET											SUB-TOTAL	TRUST LIABILITIES				GRAND TOTAL					Remarks
	PS	MOOE	Fin. Exp	CO	TOTAL	PRIOR YEAR'S ACCOUNTS PAYABLE					CURRENT YEAR'S ACCOUNTS PAYABLE							PS	MOOE	CO	TOTAL	PS	MOOE	Fin. Exp	CO	TOTAL	
						PS	MOOE	Fin. Exp	CO	Sub-Total	PS	MOOE	Fin. Exp	CO	Sub-Total	TOTAL											
1	2	3	4	5	6=(2+3+4+5)	7	8	9	10	11=(7+8+9+10)	12	13	14	15	16=(12+13+14+15)	17=(11+16)	18=(6+17)	19	20	21	22=(19+20+21)	23	24	25	26	27=(23+24+25+26)	28
JULY																											
Notice of Cash Allocation (NCA)	7,353,752.66	19,596,914.15	-	-	26,950,666.81	-	677,216.70	-	299,800.00	977,016.70	-	1,885,943.40	-	-	1,885,943.40	2,862,960.10	29,813,626.91	-	-	-	-	7,353,752.66	22,160,074.25	-	299,800.00	29,813,626.91	* The agency has unexpended balance of 952,373.09 because the payments for delivered goods, services, and consummated transactions, which due to some process requirements of the usual disbursement system of the government, were still unpaid.
MDS Checks Issued	744,617.75	2,661,906.30	-	-	3,406,524.05	-	-	-	-	-	-	649,787.90	-	-	649,787.90	649,787.90	4,056,311.95	-	-	-	-	744,617.75	3,311,694.20	-	-	4,056,311.95	
Advice to Debit Account	6,609,134.91	16,935,007.85	-	-	23,544,142.76	-	677,216.70	-	299,800.00	977,016.70	-	1,236,155.50	-	-	1,236,155.50	2,213,172.20	25,757,314.96	-	-	-	-	6,609,134.91	18,848,380.05	-	299,800.00	25,757,314.96	
Working Fund (NCA issued to BTR)	-	-	-	-	-	-	-	-	-	-	-	-	-	-	-	-	-	-	-	-	-	-	-	-	-	-	
Tax Remittance Advices Issued (TRA)	448,799.66	362,778.09	-	-	811,577.75	-	42,275.43	-	-	42,275.43	-	9,795.22	53,142.85	-	62,938.07	105,213.50	916,791.25	-	-	-	-	448,799.66	414,848.74	-	53,142.85	916,791.25	
Cash Disbursement Ceiling (CDC)	-	-	-	-	-	-	-	-	-	-	-	-	-	-	-	-	-	-	-	-	-	-	-	-	-	-	
Non-Cash Availment Authority (NCAA)	-	-	-	-	-	-	-	-	-	-	-	-	-	-	-	-	-	-	-	-	-	-	-	-	-	-	
Others (CDT, BTR Docs Stamp, etc.)	-	-	-	-	-	-	-	-	-	-	-	-	-	-	-	-	-	-	-	-	-	-	-	-	-	-	
TOTAL	7,802,552.32	19,959,692.24	-	-	27,762,244.56	-	719,492.13	-	299,800.00	1,019,292.13	-	1,895,738.62	-	53,142.85	1,948,881.47	2,968,173.60	30,730,418.16	-	-	-	-	7,802,552.32	22,574,922.99	-	352,942.85	30,730,418.16	
AUGUST																											
Notice of Cash Allocation	-	-	-	-	-	-	-	-	-	-	-	-	-	-	-	-	-	-	-	-	-	-	-	-	-	-	-
MDS Checks Issued	-	-	-	-	-	-	-	-	-	-	-	-	-	-	-	-	-	-	-	-	-	-	-	-	-	-	-
Advice to Debit Account	-	-	-	-	-	-	-	-	-	-	-	-	-	-	-	-	-	-	-	-	-	-	-	-	-	-	-
Tax Remittance Advices Issued	-	-	-	-	-	-	-	-	-	-	-	-	-	-	-	-	-	-	-	-	-	-	-	-	-	-	-
Cash Disbursement Ceiling	-	-	-	-	-	-	-	-	-	-	-	-	-	-	-	-	-	-	-	-	-	-	-	-	-	-	-
Non-Cash Availment Authority	-	-	-	-	-	-	-	-	-	-	-	-	-	-	-	-	-	-	-	-	-	-	-	-	-	-	-
Others (CDT, Docs Stamp, etc.)	-	-	-	-	-	-	-	-	-	-	-	-	-	-	-	-	-	-	-	-	-	-	-	-	-	-	-
TOTAL	-	-	-	-	-	-	-	-	-	-	-	-	-	-	-	-	-	-	-	-	-	-	-	-	-	-	-
SEPTEMBER																											
Notice of Cash Allocation	-	-	-	-	-	-	-	-	-	-	-	-	-	-	-	-	-	-	-	-	-	-	-	-	-	-	-
MDS Checks Issued	-	-	-	-	-	-	-	-	-	-	-	-	-	-	-	-	-	-	-	-	-	-	-	-	-	-	-
Advice to Debit Account	-	-	-	-	-	-	-	-	-	-	-	-	-	-	-	-	-	-	-	-	-	-	-	-	-	-	-
Tax Remittance Advices Issued	-	-	-	-	-	-	-	-	-	-	-	-	-	-	-	-	-	-	-	-	-	-	-	-	-	-	-
Cash Disbursement Ceiling	-	-	-	-	-	-	-	-	-	-	-	-	-	-	-	-	-	-	-	-	-	-	-	-	-	-	-
Non-Cash Availment Authority	-	-	-	-	-	-	-	-	-	-	-	-	-	-	-	-	-	-	-	-	-	-	-	-	-	-	-
Others (CDT, Docs Stamp, etc.)	-	-	-	-	-	-	-	-	-	-	-	-	-	-	-	-	-	-	-	-	-	-	-	-	-	-	-
TOTAL	-	-	-	-	-	-	-	-	-	-	-	-	-	-	-	-	-	-	-	-	-	-	-	-	-	-	-
3RD QUARTER																											
Notice of Cash Allocation	7,353,752.66	19,596,914.15	-	-	26,950,666.81	-	677,216.70	-	299,800.00	977,016.70	-	1,885,943.40	-	-	1,885,943.40	2,862,960.10	29,813,626.91	-	-	-	-	7,353,752.66	22,160,074.25	-	299,800.00	29,813,626.91	
MDS Checks Issued	744,617.75	2,661,906.30	-	-	3,406,524.05	-	-	-	-	-	-	649,787.90	-	-	649,787.90	649,787.90	4,056,311.95	-	-	-	-	744,617.75	3,311,694.20	-	-	4,056,311.95	
Advice to Debit Account	6,609,134.91	16,935,007.85	-	-	23,544,142.76	-	677,216.70	-	299,800.00	977,016.70	-	1,236,155.50	-	-	1,236,155.50	2,213,172.20	25,757,314.96	-	-	-	-	6,609,134.91	18,848,380.05	-	299,800.00	25,757,314.96	
Working Fund (NCA issued to BTR)	-	-	-	-	-	-	-	-	-	-	-	-	-	-	-	-	-	-	-	-	-	-	-	-	-	-	-
Tax Remittance Advices Issued (TRA)	448,799.66	362,778.09	-	-	811,577.75	-	42,275.43	-	-	42,275.43	-	9,795.22	53,142.85	-	62,938.07	105,213.50	916,791.25	-	-	-	-	448,799.66	414,848.74	-	53,142.85	916,791.25	
Cash Disbursement Ceiling	-	-	-	-	-	-	-	-	-	-	-	-	-	-	-	-	-	-	-	-	-	-	-	-	-	-	-
Non-Cash Availment Authority	-	-	-	-	-	-	-	-	-	-	-	-	-	-	-	-	-	-	-	-	-	-	-	-	-	-	-
Others (CDT, Docs Stamp, etc.)	-	-	-	-	-	-	-	-	-	-	-	-	-	-	-	-	-	-	-	-	-	-	-	-	-	-	-
TOTAL	7,802,552.32	19,959,692.24	-	-	27,762,244.56	-	719,492.13	-	299,800.00	1,019,292.13	-	1,895,738.62	-	53,142.85	1,948,881.47	2,968,173.60	30,730,418.16	-	-	-	-	7,802,552.32	22,574,922.99	-	352,942.85	30,730,418.16	

SUMMARY:				Previous Report			This month (June)			As of June 30, 2017			Previous Report			This month (June)			As of June 30, 2017								
	Total Disbursement Authorities Received	NCA	Working Fund	TRA	CDC	NCAA	Others (CDT, BTR Docs Stamp, etc.)	Less: Notice of Transfer Allocations (NTA)* issued	Total Disbursements Authorities Available	Less: Lapsed NCA	Disbursements *	Balance of Disbursements Authorities as of to date	Total Disbursements Program	Less: * Actual Disbursements (Over)/Under spending	Total Disbursement Authorities Received	NCA	Working Fund	TRA	CDC	NCAA	Others (CDT, BTR Docs Stamp, etc.)	Less: Notice of Transfer Allocations (NTA)* issued	Total Disbursements Authorities Available	Less: Lapsed NCA	Disbursements *	Balance of Disbursements Authorities as of to date	
Total Disbursement Authorities Received																											
NCA																											
Working Fund																											
TRA																											
CDC																											
NCAA																											
Others (CDT, BTR Docs Stamp, etc.)																											
Less: Notice of Transfer Allocations (NTA)* issued																											
Total Disbursements Authorities Available																											
Less: Lapsed NCA																											
Disbursements *																											
Balance of Disbursements Authorities as of to date																											

Notes: The use of NTA is discouraged
 * Amounts should tally
 Certified Correct:
 CHERRY PEARL C. RIVERA
 Accountant II
 Date:

Approved By:
 ARNEL N. DEL BARRIO
 Executive Director
 Date:

MONTHLY REPORT OF DISBURSEMENTS
For the month of June, 2017

Department: Department of Agriculture (DA)						Agency: Philippine Carabao Center						Operating Unit: N/A																
Organization Code (UACS): 050100000000						Fund Cluster: 01 - Regular Agency Fund						Report Status: SUBMITTED																
PARTICULARS	CURRENT YEAR BUDGET					PRIOR YEAR'S BUDGET											SUB-TOTAL	TRUST LIABILITIES				GRAND TOTAL					REMARKS	
	PS	MOOE	Fin. Exp	CO	TOTAL	PRIOR YEAR'S ACCOUNTS PAYABLE					CURRENT YEAR'S ACCOUNTS PAYABLE							PS	MOOE	CO	TOTAL	PS	MOOE	Fin. Exp	CO	TOTAL		
						PS	MOOE	Fin. Exp	CO	Sub-Total	PS	MOOE	Fin. Exp	CO	Sub-Total	TOTAL												
1	2	3	4	5	6-(2+3+4+5)	7	8	9	10	11-(7+8+9+10)	12	13	14	15	16-(12+13+14+15)	17-(11+16)	18-(6+17)	19	20	21	22-(19+20+21)	23	24	25	26	27-(23+24+25+26)	28	
Notice of Cash Allocation (NCA)	12,060,174.26	32,964,676.47			45,024,850.73		1,805,498.49			1,805,498.49	439,413.20			938,857.15	1,378,270.35	3,183,768.84	48,208,619.57					12,060,174.26	35,209,588.16		938,857.15	48,208,619.57		
MDS Checks Issued	808,487.90	4,787,245.91			5,595,733.81		136,899.96			136,899.96	157,238.70			938,857.15	157,238.70	294,138.66	5,889,872.47					808,487.90	5,081,384.57		938,857.15	5,889,872.47		
Advice to Debit Account	11,251,686.36	28,177,430.56			39,429,116.92		1,668,598.53			1,668,598.53	282,174.50			938,857.15	1,221,031.63	2,889,630.18	42,318,747.10					11,251,686.36	30,128,203.59		938,857.15	42,318,747.10		
Notice of Transfer of Allocation (NTA)																												
MDS Checks Issued																												
Advice to Debit Account																												
Working Fund (NCA issued to BTR)																												
Tax Remittance Advices Issued (TRA)	421,625.66	211,733.50			633,359.16		45,159.94			130,588.39	175,748.33			8,520.72	8,520.72	184,269.03	817,628.21					421,625.66	265,414.16		130,588.39	817,628.21		
Cash Disbursement Ceiling (CDC)																												
Non-Cash Availment Authority (NCAA)																												
Others (CDT, BTR, Docs Stamp, etc.)																												

Summary

PARTICULARS	PREVIOUS REPORT	CURRENT MONTH	AS OF DATE
(1)	(2)	(3)	(4)
Total Disbursement Authorities Received			
NCA	202,006,000.00	48,202,000.00	250,208,000.00
Working Fund			
TRA	3,214,194.32	817,628.21	4,031,822.53
CDC			
NCAA			
Others (CDT, BTR, Docs Stamp, etc.)			
Less: Notice of Transfer Allocations (NTA)* issued			
Total Disbursements Authorities Available	205,220,194.32	49,019,628.21	254,239,822.53
Less:			
Lapsed NCA	1,272.19	143.82	1,416.01
Disbursements	205,212,158.74	49,026,247.78	254,238,406.52
Balance of Disbursements Authorities as of to date	6,763.39	(6,763.39)	
Total Disbursements Program	202,006,000.00	48,202,000.00	250,208,000.00
Less: * Actual Disbursements	205,212,158.74	49,026,247.78	254,238,406.52
(Over)/Under spending-	(3,206,158.74)	(824,247.78)	(4,030,406.52)

Certified Correct:


RIVERIA, CHERRY PEARL

Agency Chief Accountant

Date: 20/Jul/2017

Approved By:

DEL BARRIO, ARNEL
Head of Agency or Authorized Representative
Date: 20/Jul/2017

MONTHLY REPORT OF DISBURSEMENTS

For the month of JUNE, 2017

Department: Department of Agriculture
 Entity Name: Philippine Carabao Center
 Operating Unit:
 Organization Code (UACS): 05010000000
 Funding Source Code (as clustered): 01101101, 01102101 & 01104102

PARTICULARS	CURRENT YEAR BUDGET					PRIOR YEAR'S BUDGET												SUB-TOTAL	TRUST LIABILITIES				GRAND TOTAL					Remarks
	PS	MOOE	Fin. Exp	CO	TOTAL	PRIOR YEAR'S ACCOUNTS PAYABLE					CURRENT YEAR'S ACCOUNTS PAYABLE					TOTAL	PS		MOOE	CO	TOTAL	PS	MOOE	Fin. Exp	CO	TOTAL		
						PS	MOOE	Fin. Exp	CO	Sub-Total	PS	MOOE	Fin. Exp	CO	Sub-Total													
1	2	3	4	5	6=(2+3+4+5)	7	8	9	10	11=(7+8+9+10)	12	13	14	15	16=(12+13+14+15)	17=(11+16)	18=(6+17)	19	20	21	22=(19+20+21)	23	24	25	26	27=(23+24+25+26)	28	
APRIL																												
Notice of Cash Allocation (NCA)	12,080,332.53	12,872,974.27	-	-	24,953,306.80	-	3,961,109.15	-	-	3,961,109.15	-	-	-	-	-	3,961,109.15	28,914,415.95	-	-	-	-	12,080,332.53	16,834,083.42	-	-	-	28,914,415.95	
MDS Checks Issued	706,236.34	2,386,440.70	-	-	3,092,677.04	-	41,250.00	-	-	41,250.00	-	-	-	-	-	41,250.00	3,133,927.04	-	-	-	-	706,236.34	2,427,690.70	-	-	-	3,133,927.04	
Advice to Debit Account	11,374,096.19	10,486,533.57	-	-	21,860,629.76	-	3,919,859.15	-	-	3,919,859.15	-	-	-	-	-	3,919,859.15	25,780,488.91	-	-	-	-	11,374,096.19	14,406,392.72	-	-	-	25,780,488.91	
Working Fund (NCA issued to BTr)																												
Tax Remittance Advices Issued (TRA)	402,957.08	138,039.21	-	-	540,996.29	-	375,595.06	-	34,714.28	410,309.34	-	4781.95	-	-	4,781.95	415,091.29	956,087.58	-	-	-	-	402,957.08	518,416.22	-	-	34,714.28	956,087.58	
Cash Disbursement Ceiling (CDC)																												
Non-Cash Availment Authority (NCAA)																												
Others (CDT, BTr Docs Stamp, etc.)																												
TOTAL	12,483,289.61	13,011,013.48	-	-	25,494,303.09	-	4,336,704.21	-	34,714.28	4,371,418.49	-	4,781.95	-	-	4,781.95	4,376,200.44	29,870,503.53	-	-	-	-	12,483,289.61	17,352,499.64	-	-	34,714.28	29,870,503.53	
MAY																												
Notice of Cash Allocation	8,386,837.66	23,148,855.29	-	-	31,535,692.95	-	873,270.80	-	2,282,685.11	3,155,955.91	-	390,171.80	-	-	390,171.80	3,546,127.71	35,081,820.66	-	-	-	-	8,386,837.66	24,412,297.89	-	-	2,282,685.11	35,081,820.66	
MDS Checks Issued	707,488.34	2,485,767.22	-	-	3,193,255.56	-	431,583.24	-	431,583.24	431,583.24	-	130,519.20	-	-	130,519.20	562,102.44	3,755,358.00	-	-	-	-	707,488.34	3,047,869.66	-	-	-	3,755,358.00	
Advice to Debit Account	7,679,349.32	20,663,088.07	-	-	28,342,437.39	-	441,687.56	-	2,282,685.11	2,724,372.67	-	259,652.60	-	-	259,652.60	2,984,025.27	31,326,462.66	-	-	-	-	7,679,349.32	21,364,428.23	-	-	2,282,685.11	31,326,462.66	
Tax Remittance Advices Issued	407,225.66	178,615.54	-	-	585,841.20	-	126,230.37	-	-	126,230.37	-	-	-	-	126,230.37	712,071.57	-	-	-	-	407,225.66	304,845.91	-	-	-	-	712,071.57	
Cash Disbursement Ceiling																												
Non-Cash Availment Authority																												
Others (CDT, Docs Stamp, etc.)																												
TOTAL	8,794,063.32	23,327,470.83	-	-	32,121,534.15	-	999,501.17	-	2,282,685.11	3,282,186.28	-	390,171.80	-	-	390,171.80	3,672,358.08	35,793,892.23	-	-	-	-	8,794,063.32	24,717,143.80	-	-	2,282,685.11	35,793,892.23	
JUNE																												
Notice of Cash Allocation	12,060,174.26	32,964,676.47	-	-	45,024,850.73	-	1,805,498.49	-	-	1,805,498.49	-	439,413.20	-	938,857.15	1,378,270.35	3,183,768.84	48,208,619.57	-	-	-	-	12,060,174.26	35,209,588.16	-	-	938,857.15	48,208,619.57	
MDS Checks Issued	808,487.90	4,787,245.91	-	-	5,595,733.81	-	136,899.96	-	-	136,899.96	-	157,238.70	-	-	157,238.70	294,138.66	5,889,872.47	-	-	-	-	808,487.90	5,081,384.57	-	-	-	5,889,872.47	
Advice to Debit Account	11,251,686.36	28,177,430.56	-	-	39,429,116.92	-	1,668,598.53	-	-	1,668,598.53	-	282,174.50	-	938,857.15	1,221,031.65	2,889,630.18	42,318,747.10	-	-	-	-	11,251,686.36	30,128,203.59	-	-	938,857.15	42,318,747.10	
Tax Remittance Advices Issued	421,625.66	211,733.50	-	-	633,359.16	-	45,159.94	-	130,588.39	175,748.33	-	8,520.72	-	-	8,520.72	184,269.05	817,628.21	-	-	-	-	421,625.66	265,414.16	-	-	130,588.39	817,628.21	
Cash Disbursement Ceiling																												
Non-Cash Availment Authority																												
Others (CDT, Docs Stamp, etc.)																												
TOTAL	12,481,799.92	33,176,409.97	-	-	45,658,209.89	-	1,850,658.43	-	130,588.39	1,981,246.82	-	447,933.92	-	938,857.15	1,386,791.07	3,368,037.89	49,026,247.78	-	-	-	-	12,481,799.92	35,475,002.32	-	-	1,069,445.54	49,026,247.78	
2ND QUARTER																												
Notice of Cash Allocation	32,527,344.45	68,986,506.03	-	-	101,513,850.48	-	6,639,878.44	-	2,282,685.11	8,922,563.55	-	829,585.00	-	938,857.15	1,768,442.15	10,691,005.70	112,204,856.18	-	-	-	-	32,527,344.45	76,455,969.47	-	-	3,221,542.26	112,204,856.18	
MDS Checks Issued	2,222,212.58	9,659,453.83	-	-	11,881,666.41	-	609,733.20	-	-	609,733.20	-	287,757.90	-	-	287,757.90	897,491.10	12,779,157.51	-	-	-	-	2,222,212.58	10,556,944.93	-	-	-	12,779,157.51	
Advice to Debit Account	30,305,131.87	59,327,052.20	-	-	89,632,184.07	-	6,030,145.24	-	2,282,685.11	8,312,830.35	-	541,827.10	-	938,857.15	1,480,684.25	9,793,514.60	99,425,698.67	-	-	-	-	30,305,131.87	65,899,024.54	-	-	3,221,542.26	99,425,698.67	
Tax Remittance Advices Issued	1,231,808.40	528,388.25	-	-	1,760,196.65	-	546,985.37	-	165,302.67	712,288.04	-	13,302.67	-	-	13,302.67	725,590.71	2,485,787.36	-	-	-	-	1,231,808.40	1,088,676.29	-	-	165,302.67	2,485,787.36	
Cash Disbursement Ceiling																												
Non-Cash Availment Authority																												
Others (CDT, Docs Stamp, etc.)																												
GRAND TOTAL	33,759,152.85	69,514,894.28	-	-	103,274,047.13	-	7,186,863.81	-	2,447,987.78	9,634,851.59	-	842,887.67	-	938,857.15	1,781,744.82	11,416,596.41	114,690,643.54	-	-	-	-	33,759,152.85	77,544,645.76	-	-	3,386,844.93	114,690,643.54	

SUMMARY:	As of June 30, 2017			Total Disbursements Program	As of June 30, 2017		
	Previous Report	This month (June)	As of June 30, 2017		Previous Report	This month (June)	As of June 30, 2017
Total Disbursement Authorities Received				202,006,000.00	48,202,000.00	250,208,000.00	
NCA	202,006,000.00	48,202,000.00	250,208,000.00	Less: * Actual Disbursements	205,212,158.74	254,238,406.52	
Working Fund				(Over)/Under spending	(3,206,158.74)	(4,030,406.52)	
TRA	3,214,194.32	817,628.21	4,031,822.53				
CDC							
NCAA							
Others (CDT, BTr Docs Stamp, etc.)							
Less: Notice of Transfer Allocations (NTA)* issued							
Total Disbursements Authorities Available	205,220,194.32	49,019,628.21	254,239,822.53				
Less: Lapsed NCA	1,272.19	143.82	1,416.01				
Disbursements *	205,212,158.74	49,026,247.78	254,238,406.52				
Balance of Disbursements Authorities as of to date	6,763.39	(6,763.39)	(0.00)				

Certified Correct: 
CHERRY PEARL C. RIVERA
 Accountant II
 Date: _____

Approved By: 
ARNEL N. DEL BARRIO
 Executive Director
 Date: _____


MONTHLY REPORT OF DISBURSEMENTS
For the month of May, 2017

Department: Department of Agriculture (DA)					Agency: Philippine Carabao Center					Operating Unit: N/A																			
Organization Code (UACS): 050100000000					Fund Cluster: 01 - Regular Agency Fund					Report Status: SUBMITTED																			
PARTICULARS	CURRENT YEAR BUDGET					PRIOR YEAR'S ACCOUNTS PAYABLE					SUB-TOTAL	TRUST LIABILITIES				GRAND TOTAL				REMARKS									
	PS	MOOE	Fin. Exp	CO	TOTAL	PS	MOOE	Fin. Exp	CO	Sub-Total		PS	MOOE	Fin. Exp	CO	Sub-Total	TOTAL	PS	MOOE		Fin. Exp	CO	TOTAL						
1	2	3	4	5	6-(2+3+4+5)	7	8	9	10	11-(7+8+9+10)	12	13	14	15	16-(12+13+14+15)	17-(11+16)	18-(6+17)	19	20	21	22-(19+20+21)	23	24	25	26	27-(23+24+25+26)	28		
Notice of Cash Allocation (NCA)	8,386,837.66	23,148,855.29			31,535,692.95	873,270.80			2,282,685.11	3,155,955.91	390,171.80				390,171.80	3,546,127.71	35,081,820.66					8,386,837.66	24,412,297.89			2,282,685.11	35,081,820.66		
MDS Checks Issued	707,488.34	2,485,767.22			3,193,255.56	431,583.24				431,583.24	130,519.20				130,519.20	562,102.44	3,755,358.00					707,488.34	3,047,869.66				3,755,358.00	The agency has overspending of P3.2M due to tax remittance.	
Advice to Debit Account	7,679,349.32	20,663,188.07			28,342,437.39	441,687.56			2,282,685.11	2,724,372.67	259,652.60				259,652.60	2,984,025.27	31,326,462.66					7,679,349.32	21,364,428.23			2,282,685.11	31,326,462.66		
Notice of Transfer of Allocation (NTA)																													
MDS Checks Issued																													
Advice to Debit Account																													
Working Fund (NCA issued to BT)																													
Tax Remittance Advices Issued (TRA)	407,225.66	178,615.54			585,841.20	126,230.37				126,230.37						126,230.37	712,071.57					407,225.66	304,845.91				712,071.57		
Cash Disbursement Ceiling (CDC)																													
Non-Cash Availment Authority (NCAA)																													
Others (CDT, BT, Docs Stamp, etc.)																													


Summary

PARTICULARS	PREVIOUS REPORT	CURRENT MONTH	AS OF DATE
(1)	(2)	(3)	(4)
Total Disbursement Authorities Received			
NCA	169,240,000.00	32,766,000.00	202,006,000.00
Working Fund			
TRA	2,502,122.75	712,071.57	3,214,194.32
CDC			
NCAA			
Others (CDT, BT, Docs Stamp, etc.)			
Less: Notice of Transfer Allocations (NTA)* issued			
Total Disbursements Authorities Available	171,742,122.75	33,478,071.57	205,220,194.32
Less			
Lapsed NCA	1,272.19		1,272.19
Disbursements	169,418,266.51	35,793,892.23	205,212,158.74
Balance of Disbursements Authorities as of date	2,322,584.05	(2,315,820.66)	6,763.39
Total Disbursements Program	169,240,000.00	32,766,000.00	202,006,000.00
Less * Actual Disbursements	169,418,266.51	35,793,892.23	205,212,158.74
(Over)/Under spending	(178,266.51)	(3,027,892.23)	(3,206,158.74)

Certified Correct:


RIVERA CHERRY PEARL
Agency Chief Accountant

Date: 09/Jun/2017

Approved By:

DEL BARRIO, ARNEL
Head of Agency or Authorized Representative
Date: 09/Jun/2017

MONTHLY REPORT OF DISBURSEMENTS

For the month of MAY, 2017

Department: Department of Agriculture
 Entity Name: Philippine Carabao Center
 Operating Unit:
 Organization Code (UACS): 050100000000
 Funding Source Code (as clustered): 01101101, 01102101 & 01104102

PARTICULARS	CURRENT YEAR BUDGET					PRIOR YEAR'S BUDGET											SUB-TOTAL	TRUST LIABILITIES				GRAND TOTAL					Remarks	
	PS	MOOE	Fin Exp	CO	TOTAL	PRIOR YEAR'S ACCOUNTS PAYABLE					CURRENT YEAR'S ACCOUNTS PAYABLE					TOTAL		PS	MOOE	CO	TOTAL	PS	MOOE	Fin Exp	CO	TOTAL		
						PS	MOOE	Fin Exp	CO	Sub-Total	PS	MOOE	Fin Exp	CO	Sub-Total													
1	2	3	4	5	6=(2+3+4+5)	7	8	9	10	11=(7+8+9+10)	12	13	14	15	16=(12+13+14+15)	17=(11+16)	18=(6+17)	19	20	21	22=(19+20+21)	23	24	25	26	27=(23+24+25+26)	28	
APRIL																												
Notice of Cash Allocation (NCA)	12,080,332.53	12,872,974.27	-	-	24,953,306.80	-	3,961,109.15	-	-	3,961,109.15	-	-	-	-	-	3,961,109.15	28,914,415.95	-	-	-	-	12,080,332.53	16,834,083.42	-	-	28,914,415.95	* The agency has unexpended balance of 2.28M due to the following: 1. Majority of disbursements does not require withholding of tax, specifically, remittances and fund transfers to PCC Regional Centers; 2. Payments for deferred goods, services, and contractual transactions, which due to some process requirements of the usual disbursement system of the government, were still unpaid.	
MDS Checks Issued	706,236.34	2,386,440.70	-	-	3,092,677.04	-	41,250.00	-	-	41,250.00	-	-	-	-	-	41,250.00	3,133,927.04	-	-	-	-	706,236.34	2,427,690.70	-	-	3,133,927.04		
Advice to Debit Account	11,374,096.19	10,486,533.57	-	-	21,860,629.76	-	3,919,859.15	-	-	3,919,859.15	-	-	-	-	-	3,919,859.15	25,780,488.91	-	-	-	-	11,374,096.19	14,406,392.72	-	-	25,780,488.91		
Working Fund (NCA issued to BTr)	-	-	-	-	-	-	-	-	-	-	-	-	-	-	-	-	-	-	-	-	-	-	-	-	-	-		
Tax Remittance Advices Issued (TRA)	402,957.08	138,039.21	-	-	540,996.29	-	375,595.06	-	34,714.28	410,309.34	4781.95	-	-	-	4,781.95	415,091.29	956,087.58	-	-	-	-	402,957.08	518,416.22	-	34,714.28	956,087.58		
Cash Disbursement Ceiling (CDC)	-	-	-	-	-	-	-	-	-	-	-	-	-	-	-	-	-	-	-	-	-	-	-	-	-	-		
Non-Cash Availment Authority (NCAA)	-	-	-	-	-	-	-	-	-	-	-	-	-	-	-	-	-	-	-	-	-	-	-	-	-	-		
Others (CDT, BTr Does Stamp, etc.)	-	-	-	-	-	-	-	-	-	-	-	-	-	-	-	-	-	-	-	-	-	-	-	-	-	-		
TOTAL	12,483,289.61	13,011,013.48	-	-	25,494,303.09	-	4,336,704.21	-	34,714.28	4,371,418.49	4,781.95	-	-	4,781.95	4,376,200.44	29,870,503.53	-	-	-	-	-	12,483,289.61	17,352,499.64	-	34,714.28	29,870,503.53		
MAY																												
Notice of Cash Allocation	8,386,837.66	23,148,855.29	-	-	31,535,692.95	-	873,270.80	-	2,282,685.11	3,155,955.91	390,171.80	-	-	390,171.80	3,546,127.71	35,081,820.66	-	-	-	-	8,386,837.66	24,412,297.89	-	-	35,081,820.66	The agency has overexpanding of P3.2M due to tax remittance.		
MDS Checks Issued	707,488.34	2,485,767.22	-	-	3,193,255.56	-	431,583.24	-	441,687.56	431,583.24	130,519.20	-	-	130,519.20	562,102.44	3,755,358.00	-	-	-	-	707,488.34	3,047,869.66	-	-	3,755,358.00			
Advice to Debit Account	7,679,349.32	20,663,088.07	-	-	28,342,437.39	-	441,687.56	-	2,282,685.11	2,724,372.67	259,652.60	-	-	259,652.60	2,984,025.27	31,326,462.66	-	-	-	-	7,679,349.32	21,364,428.23	-	2,282,685.11	31,326,462.66			
Tax Remittance Advices Issued	407,225.66	178,615.54	-	-	585,841.20	-	126,230.37	-	-	126,230.37	-	-	-	-	126,230.37	712,071.57	-	-	-	-	407,225.66	304,845.91	-	-	712,071.57			
Cash Disbursement Ceiling	-	-	-	-	-	-	-	-	-	-	-	-	-	-	-	-	-	-	-	-	-	-	-	-	-	-		
Non-Cash Availment Authority	-	-	-	-	-	-	-	-	-	-	-	-	-	-	-	-	-	-	-	-	-	-	-	-	-	-		
Others (CDT, Does Stamp, etc.)	-	-	-	-	-	-	-	-	-	-	-	-	-	-	-	-	-	-	-	-	-	-	-	-	-	-		
TOTAL	8,794,063.32	23,327,470.83	-	-	32,121,534.15	-	999,501.17	-	2,282,685.11	3,282,186.28	390,171.80	-	-	390,171.80	3,672,358.08	35,793,892.23	-	-	-	-	8,794,063.32	24,717,143.80	-	2,282,685.11	35,793,892.23			
JUNE																												
Notice of Cash Allocation																												
MDS Checks Issued																												
Advice to Debit Account																												
Tax Remittance Advices Issued																												
Cash Disbursement Ceiling																												
Non-Cash Availment Authority																												
Others (CDT, Does Stamp, etc.)																												
TOTAL																												
2ND QUARTER																												
Notice of Cash Allocation	20,467,170.19	36,021,829.56	-	-	56,488,999.75	-	4,834,379.95	-	2,282,685.11	7,117,065.06	390,171.80	-	-	390,171.80	7,507,236.86	63,996,236.61	-	-	-	-	20,467,170.19	41,246,381.31	-	-	63,996,236.61			
MDS Checks Issued	1,413,724.68	4,872,207.92	-	-	6,285,932.60	-	472,833.24	-	-	472,833.24	130,519.20	-	-	130,519.20	603,352.44	6,889,285.04	-	-	-	-	1,413,724.68	5,475,560.36	-	-	6,889,285.04			
Advice to Debit Account	19,053,445.51	31,149,621.64	-	-	50,203,067.15	-	4,361,546.71	-	2,282,685.11	6,644,231.82	259,652.60	-	-	259,652.60	6,903,884.42	57,106,951.57	-	-	-	-	19,053,445.51	35,770,820.95	-	2,282,685.11	57,106,951.57			
Tax Remittance Advices Issued	810,182.74	316,654.75	-	-	1,126,837.49	-	501,825.43	-	34,714.28	536,539.71	-	-	-	-	536,539.71	1,663,377.20	-	-	-	-	810,182.74	823,262.13	-	34,714.28	1,668,159.15			
Cash Disbursement Ceiling	-	-	-	-	-	-	-	-	-	-	-	-	-	-	-	-	-	-	-	-	-	-	-	-	-	-		
Non-Cash Availment Authority	-	-	-	-	-	-	-	-	-	-	-	-	-	-	-	-	-	-	-	-	-	-	-	-	-	-		
Others (CDT, Does Stamp, etc.)	-	-	-	-	-	-	-	-	-	-	-	-	-	-	-	-	-	-	-	-	-	-	-	-	-	-		
TOTAL	21,277,352.93	36,338,484.31	-	-	57,615,837.24	-	5,336,205.38	-	2,317,399.39	7,653,604.77	390,171.80	-	-	390,171.80	8,043,776.57	65,659,613.81	-	-	-	-	21,277,352.93	42,069,643.44	-	2,317,399.39	65,664,395.76			


SUMMARY:	Previous Report	This month (May)	As of May 31, 2017
Total Disbursement Authorities Received			
NCA	169,240,000.00	32,766,000.00	202,006,000.00
Working Fund			
TRA	2,502,122.75	712,071.57	3,214,194.32
CDC			
NCAA			
Others (CDT, BTr Does Stamp, etc.)			
Less: Notice of Transfer Allocations (NTA)* issued			
Total Disbursements Authorities Available	171,742,122.75	33,478,071.57	205,220,194.32
Less: Lapsed NCA	1,272.19		1,272.19
Disbursements *	169,418,266.51	35,793,892.33	205,212,158.74
Balance of Disbursements Authorities as of to date	2,322,584.05	(2,315,820.66)	6,763.39

	Previous Report	This month (May)	As of May 31, 2017
Total Disbursements Program	169,240,000.00	32,766,000.00	202,006,000.00
Less: * Actual Disbursements (Over)/Under spending	169,418,266.51	35,793,892.33	205,212,158.74
	(178,266.51)	(3,027,892.33)	(3,206,158.74)

Notes: The use of NTA is discouraged
 * Amounts should tally

Certified Correct:

CHERRY PEARL C. RIVERA
 Accountant II
 Date: _____

Approved By:

ARNEL N. DEL BARRIO
 Executive Director
 Date: _____

MONTHLY REPORT OF DISBURSEMENTS

For the month of APRIL, 2017

Department: Department of Agriculture
 Entity Name: Philippine Carabao Center
 Operating Unit:
 Organization Code (UACS): 050100000000
 Funding Source Code (as clustered): 01101101, 01102101 & 01104102


PARTICULARS	CURRENT YEAR BUDGET					PRIOR YEAR'S BUDGET											TRUST LIABILITIES				GRAND TOTAL					Remarks			
	PS	MOOE	Fin. Exp.	CO	TOTAL	PRIOR YEAR'S ACCOUNTS PAYABLE					CURRENT YEAR'S ACCOUNTS PAYABLE					SUB-TOTAL	TOTAL	PS	MOOE	CO	TOTAL	PS	MOOE	Fin. Exp.	CO		TOTAL		
						PS	MOOE	Fin. Exp.	CO	Sub-Total	PS	MOOE	Fin. Exp.	CO	Sub-Total													PS	MOOE
1	2	3	4	5	6=(2+3+4+5)	7	8	9	10	11=(7+8+9+10)	12	13	14	15	16=(12+13+14+15)	17=(11+16)	18=(6+17)	19	20	21	22=(19+20+21)	23	24	25	26	27=(23+24+25+26)	28		
Notice of Cash Allocation (NCA)	12,080,332.53	12,872,974.27	-	-	24,953,306.80	-	3,961,109.15	-	-	3,961,109.15	-	-	-	-	3,961,109.15	28,914,415.95	-	-	-	-	-	12,080,332.53	16,834,083.42	-	-	-	28,914,415.95	* The agency has unreported balance of 2.8M due to the following: 1. Absence of disbursements does not require withholding of tax, specifically, remittance returns and final liquidation to PCT Region Office 2. Payments for additional goods, services, and governmental transactions, which due to some process requirements of the said disbursement system of this government, were still report.	
MDS Checks Issued	706,236.34	2,386,440.70	-	-	3,092,677.04	-	41,250.00	-	-	41,250.00	-	-	-	-	41,250.00	3,133,927.04	-	-	-	-	-	706,236.34	2,427,690.70	-	-	-	3,133,927.04		
Advice to Debit Account	11,374,096.19	10,486,533.57	-	-	21,860,629.76	-	3,919,859.15	-	-	3,919,859.15	-	-	-	-	3,919,859.15	25,780,488.91	-	-	-	-	-	11,374,096.19	14,406,392.72	-	-	-	25,780,488.91		
Working Fund (NCA issued to BTR)	-	-	-	-	-	-	-	-	-	-	-	-	-	-	-	-	-	-	-	-	-	-	-	-	-	-	-		
Tax Remittance Advices Issued (TRA)	402,957.08	138,039.21	-	-	540,996.29	-	375,595.06	-	34,714.28	410,309.34	-	4,781.95	-	-	4,781.95	415,091.29	956,087.58	-	-	-	-	-	402,957.08	518,416.22	-	34,714.28	956,087.58		
Cash Disbursement Ceiling (CDC)	-	-	-	-	-	-	-	-	-	-	-	-	-	-	-	-	-	-	-	-	-	-	-	-	-	-	-		
Non-Cash Availment Authority (NCAA)	-	-	-	-	-	-	-	-	-	-	-	-	-	-	-	-	-	-	-	-	-	-	-	-	-	-	-		
Others (CDT, BTR Does Stamp, etc.)	-	-	-	-	-	-	-	-	-	-	-	-	-	-	-	-	-	-	-	-	-	-	-	-	-	-	-		
TOTAL	12,483,289.61	13,011,013.48	-	-	25,494,303.09	-	4,336,704.21	-	34,714.28	4,371,418.49	-	4,781.95	-	-	4,781.95	4,376,200.44	29,870,503.53	-	-	-	-	-	12,483,289.61	17,352,499.64	-	34,714.28	29,870,503.53		
MAY																													
Notice of Cash Allocation																													
MDS Checks Issued																													
Advice to Debit Account																													
Tax Remittance Advices Issued																													
Cash Disbursement Ceiling																													
Non-Cash Availment Authority																													
Others (CDT, Does Stamp, etc.)																													
TOTAL																													
JUNE																													
Notice of Cash Allocation																													
MDS Checks Issued																													
Advice to Debit Account																													
Tax Remittance Advices Issued																													
Cash Disbursement Ceiling																													
Non-Cash Availment Authority																													
Others (CDT, Does Stamp, etc.)																													
TOTAL																													
2ND QUARTER																													
Notice of Cash Allocation	12,080,332.53	12,872,974.27	-	-	24,953,306.80	-	3,961,109.15	-	-	3,961,109.15	-	-	-	-	3,961,109.15	28,914,415.95	-	-	-	-	-	12,080,332.53	16,834,083.42	-	-	-	28,914,415.95		
MDS Checks Issued	706,236.34	2,386,440.70	-	-	3,092,677.04	-	41,250.00	-	-	41,250.00	-	-	-	-	41,250.00	3,133,927.04	-	-	-	-	-	706,236.34	2,427,690.70	-	-	-	3,133,927.04		
Advice to Debit Account	11,374,096.19	10,486,533.57	-	-	21,860,629.76	-	3,919,859.15	-	-	3,919,859.15	-	-	-	-	3,919,859.15	25,780,488.91	-	-	-	-	-	11,374,096.19	14,406,392.72	-	-	-	25,780,488.91		
Tax Remittance Advices Issued	402,957.08	138,039.21	-	-	540,996.29	-	375,595.06	-	34,714.28	410,309.34	-	4,781.95	-	-	4,781.95	415,091.29	956,087.58	-	-	-	-	-	402,957.08	518,416.22	-	34,714.28	956,087.58		
Cash Disbursement Ceiling	-	-	-	-	-	-	-	-	-	-	-	-	-	-	-	-	-	-	-	-	-	-	-	-	-	-	-		
Non-Cash Availment Authority	-	-	-	-	-	-	-	-	-	-	-	-	-	-	-	-	-	-	-	-	-	-	-	-	-	-	-		
Others (CDT, Does Stamp, etc.)	-	-	-	-	-	-	-	-	-	-	-	-	-	-	-	-	-	-	-	-	-	-	-	-	-	-	-		
GRAND TOTAL	12,483,289.61	13,011,013.48	-	-	25,494,303.09	-	4,336,704.21	-	34,714.28	4,371,418.49	-	4,781.95	-	-	4,781.95	4,376,200.44	29,870,503.53	-	-	-	-	-	12,483,289.61	17,352,499.64	-	34,714.28	29,870,503.53		

SUMMARY:	Previous Report			This month (April)			As of April 30, 2017		
Total Disbursement Authorities Received									
NCA	138,003,000.00			31,237,000.00			169,240,000.00		
Working Fund									
TRA	1,546,035.17			956,087.58			2,502,122.75		
CDC									
NCAA									
Others (CDT, BTR Does Stamp, etc.)									
Less: Notice of Transfer Allocations (NTA)* issued									
Total Disbursements Authorities Available	139,549,035.17			32,193,087.58			171,742,122.75		
Less: Lapsed NCA				1,272.19			1,272.19		
Disbursements *	139,547,762.98			29,870,503.53			169,418,265.51		
Balance of Disbursements Authorities as of date				2,322,584.05			2,322,584.05		

Notes: The use of NTA is discouraged
 * Amounts should tally

Certified Correct:

 CHERRY EARL C. RIVERA
 Accountant II
 Date: _____

Approved By: 
 ARNEL N. DEL BARRIO
 Executive Director
 Date: _____

MONTHLY REPORT OF DISBURSEMENTS
For the month of April, 2017

Department: Department of Agriculture (DA)						Agency: Philippine Carabao Center						Operating Unit: N/A																
Organization Code (UACS): 050100000000						Fund Cluster: 01 - Regular Agency Fund						Report Status: SUBMITTED																
PARTICULARS	CURRENT YEAR BUDGET					PRIOR YEAR'S ACCOUNTS PAYABLE					CURRENT YEAR'S ACCOUNTS PAYABLE					SUB-TOTAL	TRUST LIABILITIES			GRAND TOTAL					REMARKS			
	PS	MOOE	Fin. Exp	CO	TOTAL	PS	MOOE	Fin. Exp	CO	Sub-Total	PS	MOOE	Fin. Exp	CO	Sub-Total		TOTAL	PS	MOOE	CO	TOTAL	PS	MOOE	Fin. Exp		CO	TOTAL	
1	2	3	4	5	6=(2+3+4+5)	7	8	9	10	11=(7+8+9+10)	12	13	14	15	16=(12+13+14+15)	17=(11+16)	18=(6+17)	19	20	21	22=(19+20+21)	23	24	25	26	27=(23+24+25+26)	28	
Notice of Cash Allocation (NCA)	12,080,332.53	12,872,974.27			24,953,306.80	3,961,109.15				3,961,109.15					3,961,109.15	28,914,415.95					12,080,332.53	16,834,083.42				28,914,415.95		
MDS Checks Issued	706,236.34	2,386,440.70			3,092,677.04	41,250.00				41,250.00					41,250.00	3,133,927.04					706,236.34	2,427,690.70				3,133,927.04		
Advice to Debit Account	11,374,096.19	10,486,533.57			21,860,629.76	3,919,859.15				3,919,859.15					3,919,859.15	25,780,488.91					11,374,096.19	14,406,392.72				25,780,488.91		
Notice of Transfer of Allocation (NTA)																												
MDS Checks Issued																												
Advice to Debit Account																												
Working Fund (NCA issued to FTD)																												
Tax Remittance Advices Issued (TRA)	402,957.08	138,039.21			540,996.29	375,595.06		34,714.28	410,309.34	4,781.95				4,781.95	415,091.29	956,087.58					402,957.08	518,416.22		34,714.28	956,087.58			
Cash Disbursement Ceiling (CDC)																												
Non-Cash Availment Authority (NCAA)																												
Others (CDT, BT, Docs Stamp, etc.)																												

Summary

PARTICULARS	PREVIOUS REPORT	CURRENT MONTH	AS OF DATE
(1)	(2)	(3)	(4)
Total Disbursement Authorities Received			
NCA	138,003,000.00	31,237,000.00	169,240,000.00
Working Fund			
TRA	1,546,035.17	956,087.58	2,502,122.75
CDC			
NCAA			
Others (CDT, BT, Docs Stamp, etc.)			
Less: Notice of Transfer Allocation (NTA) Issued			
Total Disbursements Authorities Available	139,549,035.17	32,193,087.58	171,742,122.75
Less			
Lapsed NCA	1,272.19		1,272.19
Disbursements	139,547,762.98	29,870,503.53	169,418,266.51
Balance of Disbursements Authorities as of to date		2,322,584.05	2,322,584.05
Total Disbursements Program	138,003,000.00	31,237,000.00	169,240,000.00
Less: * Actual Disbursements	139,547,762.98	29,870,503.53	169,418,266.51
Over/Under spending-	(1,544,762.98)	1,366,496.47	(178,266.51)

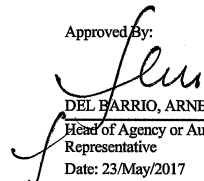
Certified Correct:


RIVERA, CHERRY PEARL

Agency Chief Accountant

Date: 23/May/2017

Approved By:


DEL PARRIO, ARNEL
Head of Agency or Authorized Representative
Date: 23/May/2017

MONTHLY REPORT OF DISBURSEMENTS
For the month of MARCH, 2017

Department: Department of Agriculture
Entity Name: Philippine Carabao Center
Operating Unit:
Organization Code (UACS): 050100000000
Funding Source Code (as clustered): 01101101, 01102101 & 01104102

PARTICULARS	CURRENT YEAR BUDGET					PRIOR YEAR'S BUDGET											SUB-TOTAL	TRUST LIABILITIES				GRAND TOTAL					REMARKS		
	PS	MOOE	Fin Exp	CO	TOTAL	PRIOR YEAR'S ACCOUNTS PAYABLE					CURRENT YEAR'S ACCOUNTS PAYABLE					TOTAL		PS	MOOE	CO	TOTAL	PS	MOOE	Fin Exp	CO	TOTAL			
						PS	MOOE	Fin Exp	CO	Sub-Total	PS	MOOE	Fin Exp	CO	Sub-Total													16=(12+13+14+15)	17=(11+16)
	2	3	4	5	6=(2+3+4+5)	7	8	9	10	11=(7+8+9+10)	12	13	14	15	16	17	18	19	20	21	22	23	24	25	26	27			
JANUARY																													
Notice of Cash Allocation	7,016,321.34	36,156,626.05	-	-	43,173,147.39	16,896.71	11,126,773.26	-	930,765.04	12,074,435.01	-	-	-	-	12,074,435.01	55,247,582.40	-	-	-	-	-	7,033,418.05	47,283,399.31	-	-	930,765.04	55,247,582.40	* Majority of the disbursements are fund transfers to PCC regional centers & reimbursements which does not require withholding of tax.	
MDS Checks Issued	741,299.15	1,443,342.51	-	-	2,184,841.66	16,896.71	519,226.74	-	382,517.06	901,743.80	-	-	-	-	901,743.80	3,086,585.46	-	-	-	-	-	741,299.15	1,962,769.25	-	-	382,517.06	3,086,585.46		
Advice to Debit Account	6,275,222.19	34,713,083.54	-	-	40,988,305.73	16,896.71	10,607,546.52	-	548,247.98	11,172,691.21	-	-	-	-	11,172,691.21	52,160,996.94	-	-	-	-	-	6,292,118.90	45,320,630.06	-	-	548,247.98	52,160,996.94		
Tax Remittance Advices Issued	-	-	-	-	-	-	-	-	-	-	-	-	-	-	-	-	-	-	-	-	-	-	-	-	-	-	-		
Cash Disbursement Ceiling	-	-	-	-	-	-	-	-	-	-	-	-	-	-	-	-	-	-	-	-	-	-	-	-	-	-	-		
Non-Cash Availment Authority	-	-	-	-	-	-	-	-	-	-	-	-	-	-	-	-	-	-	-	-	-	-	-	-	-	-	-		
Others (CDT, Does Stamp, etc.)	-	-	-	-	-	-	-	-	-	-	-	-	-	-	-	-	-	-	-	-	-	-	-	-	-	-	-		
TOTAL	7,016,321.34	36,156,626.05	-	-	43,173,147.39	16,896.71	11,126,773.26	-	930,765.04	12,074,435.01	-	-	-	-	12,074,435.01	110,495,164.80	-	-	-	-	-	7,033,418.05	47,283,399.31	-	-	930,765.04	55,247,582.40		
FEBRUARY																													
Notice of Cash Allocation (NCA)	5,969,970.81	4,311,669.90	-	8,900,000.00	19,181,640.71	-	10,055,361.42	-	-	10,055,361.42	-	111,226.69	-	-	111,226.69	10,166,588.11	29,348,228.82	-	-	-	-	5,969,970.81	14,478,258.01	-	-	8,900,000.00	29,348,228.82	* Majority of the disbursements are fund transfers to PCC regional centers & reimbursements which does not require withholding of tax.	
MDS Checks Issued	100,204.38	1,891,399.16	-	8,900,000.00	1,991,603.54	-	581,890.08	-	-	581,890.08	-	111,226.69	-	-	111,226.69	2,573,493.62	26,774,735.20	-	-	-	-	100,204.38	2,473,289.24	-	-	8,900,000.00	26,774,735.20		
Advice to Debit Account	5,869,766.43	2,420,270.74	-	-	17,190,037.17	-	9,473,471.34	-	-	9,473,471.34	-	-	-	-	-	9,584,698.03	26,774,735.20	-	-	-	-	5,869,766.43	12,004,968.77	-	-	-	-		
Working Fund (NCA issued to BTR)	-	-	-	-	411,657.43	-	166,365.60	-	25,776.08	192,141.68	-	-	-	-	192,141.68	603,799.11	-	-	-	-	-	411,237.43	166,785.60	-	-	25,776.08	603,799.11		
Tax Remittance Advices Issued (TRA)	411,237.43	420.00	-	-	-	-	-	-	-	-	-	-	-	-	-	-	-	-	-	-	-	-	-	-	-	-	-		
Cash Disbursement Ceiling	-	-	-	-	-	-	-	-	-	-	-	-	-	-	-	-	-	-	-	-	-	-	-	-	-	-	-		
Non-Cash Availment Authority (NCAA)	-	-	-	-	-	-	-	-	-	-	-	-	-	-	-	-	-	-	-	-	-	-	-	-	-	-	-		
Others (CDT, BTR Does Stamp, etc.)	-	-	-	-	-	-	-	-	-	-	-	-	-	-	-	-	-	-	-	-	-	-	-	-	-	-	-		
TOTAL	6,381,208.24	4,312,089.90	-	8,900,000.00	19,593,298.14	-	10,221,727.02	-	25,776.08	10,247,503.10	-	111,226.69	-	-	111,226.69	29,952,027.93	-	-	-	-	-	6,381,208.24	14,645,043.61	-	-	8,925,776.08	29,952,027.93		
MARCH																													
Notice of Cash Allocation	7,461,032.64	32,903,787.53	-	-	40,364,820.17	-	11,815,402.35	-	601,621.72	12,417,024.07	-	624,072.35	-	-	624,072.35	13,041,096.42	53,405,916.59	-	-	-	-	7,461,032.64	45,343,262.23	-	-	601,621.72	53,405,916.59	* Majority of the disbursements are fund transfers to PCC regional centers & reimbursements which does not require withholding of tax.	
MDS Checks Issued	1,323,354.30	1,870,778.50	-	-	3,194,132.80	-	1,910,524.44	-	-	1,910,524.44	-	624,072.35	-	-	624,072.35	1,910,524.44	5,104,657.24	-	-	-	-	1,323,354.30	3,781,302.94	-	-	601,621.72	5,104,657.24		
Advice to Debit Account	6,137,678.34	31,033,009.03	-	-	37,170,687.37	-	9,904,877.91	-	601,621.72	10,506,499.63	-	624,072.35	-	-	624,072.35	11,130,571.98	48,301,259.35	-	-	-	-	6,137,678.34	41,561,939.29	-	-	601,621.72	48,301,259.35		
Tax Remittance Advices Issued	485,742.03	248,049.43	-	-	733,791.46	-	204,238.84	-	-	204,238.84	-	4,205.76	-	-	4,205.76	208,444.60	942,236.06	-	-	-	-	485,742.03	456,494.03	-	-	-	942,236.06		
Cash Disbursement Ceiling	-	-	-	-	-	-	-	-	-	-	-	-	-	-	-	-	-	-	-	-	-	-	-	-	-	-	-		
Non-Cash Availment Authority	-	-	-	-	-	-	-	-	-	-	-	-	-	-	-	-	-	-	-	-	-	-	-	-	-	-	-		
Others (CDT, Does Stamp, etc.)	-	-	-	-	-	-	-	-	-	-	-	-	-	-	-	-	-	-	-	-	-	-	-	-	-	-	-		
TOTAL	7,946,774.67	33,151,836.96	-	8,900,000.00	41,098,611.63	-	12,019,641.19	-	601,621.72	12,621,262.91	-	628,278.11	-	-	628,278.11	13,249,541.02	54,348,152.65	-	-	-	-	7,946,774.67	45,799,756.26	-	-	601,621.72	54,348,152.65		
1ST QUARTER																													
Notice of Cash Allocation	20,447,524.79	73,372,083.48	-	8,900,000.00	102,719,608.27	16,896.71	32,997,537.03	-	1,532,386.76	24,040,320.87	-	735,299.04	-	-	735,299.04	24,775,619.91	127,495,228.18	-	-	-	-	20,444,421.50	107,104,919.55	-	-	10,432,386.76	138,061,727.81		
MDS Checks Issued	2,164,857.83	5,205,720.17	-	-	7,370,578.00	-	3,011,641.26	-	382,517.06	3,394,158.32	-	735,299.04	-	-	735,299.04	3,394,158.32	10,764,736.32	-	-	-	-	2,164,857.83	8,217,361.43	-	-	382,517.06	10,764,736.32		
Advice to Debit Account	18,282,666.96	68,166,363.31	-	8,900,000.00	95,349,030.27	16,896.71	29,985,895.77	-	1,149,869.70	20,646,162.55	-	735,299.04	-	-	735,299.04	21,381,461.59	116,730,491.86	-	-	-	-	18,299,563.67	98,897,558.12	-	-	10,049,869.70	127,236,991.49		
Tax Remittance Advices Issued	896,979.46	248,469.43	-	-	1,145,448.89	-	370,604.44	-	25,776.08	396,380.52	-	4,205.76	-	-	4,205.76	400,586.28	1,546,035.17	-	-	-	-	896,979.46	623,279.63	-	-	25,776.08	1,546,035.17		
Cash Disbursement Ceiling	-	-	-	-	-	-	-	-	-	-	-	-	-	-	-	-	-	-	-	-	-	-	-	-	-	-	-		
Non-Cash Availment Authority	-	-	-	-	-	-	-	-	-	-	-	-	-	-	-	-	-	-	-	-	-	-	-	-	-	-	-		
Others (CDT, Does Stamp, etc.)	-	-	-	-	-	-	-	-	-	-	-	-	-	-	-	-	-	-	-	-	-	-	-	-	-	-	-		
GRAND TOTAL	21,344,504.25	73,620,552.91	-	8,900,000.00	103,865,057.16	16,896.71	33,368,141.47	-	1,558,162.84	24,436,701.39	-	739,504.80	-	-	739,504.80	25,176,206.19	129,041,263.35	-	-	-	-	21,361,400.96	107,728,199.18	-	-	10,458,162.84	139,547,762.98		

SUMMARY:	Previous Report		This month (March)		As of March 31, 2017		Total Disbursements Program	Previous Report		This month (March)		As of March 31, 2017	
Total Disbursement Authorities Received								84,596,000.00	53,407,000.00	138,003,000.00			
NCA		84,596,000.00		53,407,000.00		138,003,000.00							
Working Fund		603,799.11		942,236.06		1,546,035.17							
TRA													
CDC													
NCAA													
Others (CDT, BTR Does Stamp, etc.)													
Less: Notice of Transfer Allocations (NTA)* issued		85,199,799.11		54,349,236.06		139,549,035.17							
Total Disbursements Authorities Available													


MONTHLY REPORT OF DISBURSEMENTS
For the month of March, 2017

Department: Department of Agriculture (DA)						Agency: Philippine Carabao Center						Operating Unit: N/A														
Organization Code (UACS): 050100000000						Fund Cluster: 01 - Regular Agency Fund						Report Status: SUBMITTED														
PARTICULARS	CURRENT YEAR BUDGET					PRIOR YEAR'S BUDGET										SUB-TOTAL	TRUST LIABILITIES				GRAND TOTAL					REMARKS
	PS	MOOE	Ftn. Exp	CO	TOTAL	PRIOR YEAR'S ACCOUNTS PAYABLE					CURRENT YEAR'S ACCOUNTS PAYABLE						PS	MOOE	CO	TOTAL	PS	MOOE	Ftn. Exp	CO	TOTAL	
						PS	MOOE	Ftn. Exp	CO	Sub-Total	PS	MOOE	Ftn. Exp	CO	Sub-Total											

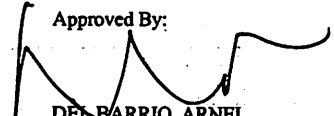
Summary

PARTICULARS	PREVIOUS REPORT	CURRENT MONTH	AS OF DATE
(1)	(2)	(3)	(4)
Total Disbursement Authorities Received			
NCA	84,596,000.00	53,407,000.00	138,003,000.00
Working Fund			
TRA	603,799.11	942,236.06	1,546,035.17
CDC			
NCAA			
Others (CDT, BTr Docs Stamp, etc.)			
Less: Notice of Transfer Allocations (NTA)* issued			
Total Disbursements Authorities Available	85,199,799.11	54,349,236.06	139,549,035.17
Less			
Lapsed NCA		1,272.19	1,272.19
Disbursements	85,199,610.33	54,348,152.65	139,547,762.98
Balance of Disbursements Authorities as of to date:	188.78	(188.78)	
Total Disbursements Program	84,596,000.00	53,407,000.00	138,003,000.00
Less: * Actual Disbursements	85,199,610.33	54,348,152.65	139,547,762.98
(Over)/Under spending-	(603,610.33)	(941,152.65)	(1,544,762.98)

Certified Correct:


RIVERIA, CHERRY PEARL
Agency Chief Accountant

Date: 26/Apr/2017

Approved By:

DEL BARRIO, ARNEL
Head of Agency or Authorized Representative
Date: 26/Apr/2017

MONTHLY REPORT OF DISBURSEMENTS

For the month of FEBRUARY, 2017

Department: Department of Agriculture
 Entity Name: Philippine Carabao Center
 Operating Unit:
 Organization Code (UACS): 05010000000
 Funding Source Code (as clustered): 01101101, 01102101 & 01104102


PARTICULARS	CURRENT YEAR BUDGET					PRIOR YEAR'S BUDGET											TRUST LIABILITIES			GRAND TOTAL					Remarks			
	PS	MOOE	Fin. Exp	CO	TOTAL	PRIOR YEAR'S ACCOUNTS PAYABLE					CURRENT YEAR'S ACCOUNTS PAYABLE					SUB-TOTAL	PS	MOOE	CO	TOTAL	PS	MOOE	Fin. Exp	CO		TOTAL		
						PS	MOOE	Fin. Exp	CO	Sub-Total	PS	MOOE	Fin. Exp	CO	Sub-Total												16=(12+13+14+15)	17=(11+16)
1	2	3	4	5	6=(2+3+4+5)	7	8	9	10	11=(7+8+9+10)	12	13	14	15	16	17	18	19	20	21	22	23	24	25	26	27	28	
JANUARY																												
Notice of Cash Allocation	7,016,521.34	36,156,626.05	-	-	43,173,147.39	16,896.71	11,126,773.26	-	930,765.04	12,074,435.01	-	-	-	-	-	12,074,435.01	55,247,582.40					7,033,418.05	47,283,399.31	-	-	930,765.04	55,247,582.40	*Majority of the disbursements are fund transfer to PCC regional centers & reimbursements which does not require withholding of tax
MDS Checks Issued	741,299.15	1,443,542.51	-	-	2,184,841.66	-	519,226.74	-	382,517.06	901,743.80	-	-	-	-	-	901,743.80	3,086,585.46					741,299.15	1,962,769.25	-	-	382,517.06	3,086,585.46	
Advice to Debit Account	6,275,222.19	34,713,083.54	-	-	40,988,305.73	16,896.71	10,607,546.52	-	548,247.98	11,172,691.21	-	-	-	-	-	11,172,691.21	52,160,996.94					6,292,118.90	45,320,630.06	-	-	548,247.98	52,160,996.94	
Tax Remittance Advices Issued	-	-	-	-	-	-	-	-	-	-	-	-	-	-	-	-	-	-					-	-	-	-	-	
Cash Disbursement Ceiling	-	-	-	-	-	-	-	-	-	-	-	-	-	-	-	-	-	-					-	-	-	-	-	
Non-Cash Availment Authority	-	-	-	-	-	-	-	-	-	-	-	-	-	-	-	-	-	-					-	-	-	-	-	
Others (CDT, Docs Stamp, etc.)	-	-	-	-	-	-	-	-	-	-	-	-	-	-	-	-	-	-					-	-	-	-	-	
TOTAL	7,016,521.34	36,156,626.05	-	-	43,173,147.39	16,896.71	11,126,773.26	-	930,765.04	12,074,435.01	-	-	-	-	-	24,148,870.02	110,495,164.80					7,033,418.05	47,283,399.31	-	-	930,765.04	55,247,582.40	
FEBRUARY																												
Notice of Cash Allocation (NCA)	5,969,970.81	4,311,669.90	-	8,900,000.00	19,181,640.71	-	10,055,361.42	-	-	10,055,361.42	-	111,226.69	-	-	111,226.69	10,166,588.11	29,348,228.82					5,969,970.81	14,478,258.01	-	-	8,900,000.00	29,348,228.82	*Majority of the disbursements are fund transfer to PCC regional centers & reimbursements which does not require withholding of tax
MDS Checks Issued	100,204.38	1,891,399.16	-	-	1,991,603.54	-	581,890.08	-	-	581,890.08	-	-	-	-	-	581,890.08	2,573,493.62					100,204.38	2,473,289.24	-	-	-	2,573,493.62	
Advice to Debit Account	5,869,766.43	2,420,270.74	-	8,900,000.00	17,190,037.17	-	9,473,471.34	-	-	9,473,471.34	-	111,226.69	-	-	111,226.69	9,584,698.03	26,774,735.20					5,869,766.43	12,004,968.77	-	-	8,900,000.00	26,774,735.20	
Working Fund (NCA issued to BTr)	-	-	-	-	-	-	-	-	-	-	-	-	-	-	-	-	-	-					-	-	-	-	-	
Tax Remittance Advices Issued (TRA)	411,237.43	420.00	-	-	411,657.43	-	166,365.60	-	25,776.08	192,141.68	-	-	-	-	192,141.68	603,799.11					411,237.43	166,785.60	-	-	25,776.08	603,799.11		
Cash Disbursement Ceiling	-	-	-	-	-	-	-	-	-	-	-	-	-	-	-	-	-	-					-	-	-	-	-	
Non-Cash Availment Authority (NCAA)	-	-	-	-	-	-	-	-	-	-	-	-	-	-	-	-	-	-					-	-	-	-	-	
Others (CDT, BTr, Docs Stamp, etc.)	-	-	-	-	-	-	-	-	-	-	-	-	-	-	-	-	-	-					-	-	-	-	-	
TOTAL	6,381,208.24	4,312,089.90	-	8,900,000.00	19,593,298.14	-	10,221,727.02	-	25,776.08	10,247,503.10	-	111,226.69	-	-	111,226.69	10,358,729.79	29,952,027.93					6,381,208.24	14,645,043.61	-	-	8,925,776.08	29,952,027.93	
MARCH																												
Notice of Cash Allocation																												
MDS Checks Issued																												
Advice to Debit Account																												
Tax Remittance Advices Issued																												
Cash Disbursement Ceiling																												
Non-Cash Availment Authority																												
Others (CDT, Docs Stamp, etc.)																												
TOTAL																												
1ST QUARTER																												
Notice of Cash Allocation	12,986,492.15	40,468,295.95	-	8,900,000.00	62,354,788.10	16,896.71	21,182,134.68	-	930,765.04	22,129,796.43	-	111,226.69	-	-	111,226.69	22,241,023.12	84,595,811.22					13,003,388.86	61,761,657.32	-	-	9,830,765.04	84,595,811.22	
MDS Checks Issued	841,603.53	3,334,941.67	-	-	4,176,465.20	-	1,101,116.82	-	382,517.06	1,483,633.88	-	-	-	-	-	1,483,633.88	5,660,079.08					841,603.53	4,436,058.49	-	-	382,517.06	5,660,079.08	
Advice to Debit Account	12,144,988.62	37,133,354.28	-	8,900,000.00	58,178,342.90	16,896.71	20,881,017.86	-	548,247.98	20,646,162.55	-	111,226.69	-	-	111,226.69	20,757,389.24	78,935,732.14					12,161,885.33	57,325,598.83	-	-	9,448,247.98	78,935,732.14	
Tax Remittance Advices Issued	411,237.43	420.00	-	-	411,657.43	-	166,365.60	-	25,776.08	192,141.68	-	-	-	-	192,141.68	603,799.11					411,237.43	166,785.60	-	-	25,776.08	603,799.11		
Cash Disbursement Ceiling	-	-	-	-	-	-	-	-	-	-	-	-	-	-	-	-	-	-					-	-	-	-	-	
Non-Cash Availment Authority	-	-	-	-	-	-	-	-	-	-	-	-	-	-	-	-	-	-					-	-	-	-	-	
Others (CDT, Docs Stamp, etc.)	-	-	-	-	-	-	-	-	-	-	-	-	-	-	-	-	-	-					-	-	-	-	-	
GRAND TOTAL	13,808,967.01	40,468,715.95	-	8,900,000.00	63,177,682.96	16,896.71	21,348,500.28	-	956,541.12	22,321,938.11	-	111,226.69	-	-	111,226.69	22,433,164.80	85,610,847.76					13,414,626.29	61,928,442.92	-	-	9,856,541.12	85,199,610.33	

SUMMARY:

	Previous Report	This month (February)	As of Feb. 28, 2017		Previous Report	This month (February)	As of Feb. 28, 2017
Total Disbursement Authorities Received				Total Disbursements Program	59,943,000.00	24,653,000.00	84,596,000.00
NCA	59,943,000.00			Less: * Actual Disbursements	55,247,582.40	29,952,027.93	85,199,610.33
Working Fund				(Over)/Under spending	4,695,417.60	(5,299,027.93)	(603,610.33)
TRA							
CDT							
NCAA							
Others (CDT, BTr, Docs Stamp, etc.)							
Less: Notice of Transfer Allocations (NTA)* issued							
Total Disbursements Authorities Available	59,943,000.00	25,256,799.11	85,199,799.11				
Less: Lapsed NCA							
Disbursements *	55,247,582.40	29,952,027.93	85,199,610.33				
Balance of Disbursements Authorities as of to date	4,695,417.60	(4,695,228.82)	188.78				

Notes: The use of NTA is discouraged
 * Amounts should tally

Certified Correct:


CHERY PEARL C. RIVERA
 Accountant II

Date: _____

Approved By:


ARNEL N. DEL BARRIO
 Acting Executive Director

Date: _____

MONTHLY REPORT OF DISBURSEMENTS
For the month of February, 2017

Department: Department of Agriculture (DA)							Agency: Philippine Carabao Center							Operating Unit: N/A														
Organization Code (UACS): 05010000000							Fund Cluster: 01 - Regular Agency Fund							Report Status: SUBMITTED														
PARTICULARS	CURRENT YEAR BUDGET						PRIOR YEAR'S ACCOUNTS PAYABLE						SUB-TOTAL	TRUST LIABILITIES				GRAND TOTAL					REMARKS					
	PS	MOOE	Fin. Exp.	CO	TOTAL	PS	MOOE	Fin. Exp.	CO	Sub-Total	PS	MOOE		Fin. Exp.	CO	Sub-Total	PS	MOOE	Fin. Exp.	CO	TOTAL							
1	2	3	4	5	6=(2+3+4+5)	7	8	9	10	11=(7+8+9+10)	12	13	14	15	16=(12+13+14+15)	17=(11+16)	18=(6+17)	19	20	21	22=(19+20+21)	23	24	25	26	27=(23+24+25+26)	28	
Notice of Cash Allocation (NCA)	5,969,970.81	4,311,669.90		8,900,000.00	19,181,640.71	10,055,361.42				10,055,361.42	111,226.69				111,226.69	10,166,588.11	29,348,228.82				5,969,970.81	14,478,258.01		8,900,000.00	29,348,228.82			
MDS Checks Issued	100,204.38	1,891,399.16			1,991,603.54	581,890.08				581,890.08						581,890.08	2,573,493.62				100,204.38	2,475,289.24			2,573,493.62		Majority of the disbursements were fund transfer to FCC regional centers and reimbursement of employees, and these were not subjected to withholding tax.	
Advice to Debit Account	5,869,766.43	2,420,270.74		8,900,000.00	17,190,037.17	9,473,471.34				9,473,471.34	111,226.69				111,226.69	9,584,698.03	26,774,735.20				5,869,766.43	12,004,968.77		8,900,000.00	26,774,735.20			
Notice of Transfer of Allocation (NTA)																												
MDS Checks Issued																												
Advice to Debit Account																												
Working Fund (NCA issued to BTr)																												
Tax Remittance Advices Issued (TRA)	411,237.43	420.00			411,657.43	166,365.60		25,776.08		192,141.68						192,141.68	603,799.11				411,237.43	166,785.60		25,776.08	603,799.11			
Cash Disbursement Ceiling (CDC)																												
Non-Cash Availment Authority (NCAA)																												
Others (CDT, BTr Does Stamp, etc.)																												

Summary

PARTICULARS	PREVIOUS REPORT	CURRENT MONTH	AS OF DATE
(1)	(2)	(3)	(4)
Total Disbursement Authorities Received			
NCA	59,943,000.00	24,633,000.00	84,596,000.00
Working Fund			
TRA		603,799.11	603,799.11
CDC			
NCAA			
Others (CDT, BTr Does Stamp, etc.)			
Less: Notice of Transfer Allocations (NTA)* issued			
Total Disbursements Authorities Available	59,943,000.00	25,256,799.11	85,199,799.11
Less:			
Lapsed NCA			
Disbursements	55,247,582.40	29,952,027.93	85,199,610.33
Balance of Disbursements Authorities as of to date	4,695,417.60	(4,695,228.82)	188.78
Total Disbursements Program	59,943,000.00	24,633,000.00	84,596,000.00
Less: * Actual Disbursements	55,247,582.40	29,952,027.93	85,199,610.33
(Over/Under spending--)	4,695,417.60	(5,299,027.93)	(603,610.33)

Certified Correct:

RIVERA, CHERRY PEARL

Agency Chief Accountant

Date: 22/Mar/2017

Approved By:

DEL BARRIO, ARNEL

Head of Agency or Authorized Representative

Date: 22/Mar/2017

MONTHLY REPORT OF DISBURSEMENTS
For the month of January, 2017

Department: Department of Agriculture (DA)					Agency: Philippine Carabao Center					Operating Unit: N/A																	
Organization Code (UACS): 050100000000					Fund Cluster: 01 - Regular Agency Fund																						
PARTICULARS	CURRENT YEAR BUDGET					PRIOR YEAR'S ACCOUNTS PAYABLE					CURRENT YEAR'S ACCOUNTS PAYABLE					SUB-TOTAL	TRUST LIABILITIES				GRAND TOTAL					REMARKS	
	PS	MOOE	Fin. Exp	CO	TOTAL	PS	MOOE	Fin. Exp	CO	Sub-Total	PS	MOOE	Fin. Exp	CO	Sub-Total		TOTAL	PS	MOOE	CO	TOTAL	PS	MOOE	Fin. Exp	CO		TOTAL
	2	3	4	5	6=(2+3+4+5)	7	8	9	10	11=(7+8+9+10)	12	13	14	15	16=(12+13+14+15)	17=(11+16)	18=(6+17)	19	20	21	22=(19+20+21)	23	24	25	26	27=(23+24+25+26)	28
Notice of Cash Allocation (NCA)	7,016,521.34	36,156,626.05			43,173,147.39	16,896.71	11,126,773.26		930,765.04	12,074,435.01					12,074,435.01	55,247,582.40					7,033,418.05	47,283,399.31			930,765.04	55,247,582.40	
MDS Checks Issued	741,299.15	1,443,542.51			2,184,841.66		519,226.74		382,517.06	901,743.80					901,743.80	3,086,585.46					741,299.15	1,862,769.25			382,517.06	3,086,585.46	
Advice to Debit Account	6,275,222.19	34,713,083.54			40,988,305.73	16,896.71	10,607,546.52		548,247.98	11,172,891.21					11,172,891.21	52,160,996.94					6,292,118.90	45,320,630.06			548,247.98	52,160,996.94	
Notice of Transfer of Allocation (NTA)																											
MDS Checks Issued																											
Advice to Debit Account																											
Working Fund (NCA issued to BT)																											
Tax Remittance Advices Issued (TRA)																											
Cash Disbursement Ceiling (CDC)																											
Non-Cash Availment Authority (NCAA)																											
Others (CDT, BTr Docs Stamp, etc.)																											

Summary

PARTICULARS	PREVIOUS REPORT	CURRENT MONTH	AS OF DATE
(1)	(2)	(3)	(4)
Total Disbursement Authorities Received			
NCA		59,943,000.00	59,943,000.00
Working Fund			
TRA			
CDC			
NCAA			
Others (CDT, BTr Docs Stamp, etc.)			
Less: Notice of Transfer Allocations (NTA)* issued			
Total Disbursements Authorities Available		59,943,000.00	59,943,000.00
Less:			
Lapsed NCA			
Disbursements		55,247,582.40	55,247,582.40
Balance of Disbursements Authorities as of date		4,695,417.60	4,695,417.60
Total Disbursements Program		63,184,000.00	63,184,000.00
Less: * Actual Disbursements		55,247,582.40	55,247,582.40
Over/Under spending-		7,936,417.60	7,936,417.60


Certified Correct:

RIVERA, CHERRY PEARL

 Agency Chief Accountant

Date: 16/Feb/2017

Approved By:


 DEL BARRIO, ARNEL
 Head of Agency or Authorized Representative
 Date: 16/Feb/2017