

**QUARTERLY PHYSICAL REPORT OF OPERATION**  
As of 2017 December 31

Department: Department of Agriculture (DA)  
 Appropriations: Current Year Appropriations  
 Agency: Philippine Carabao Center  
 Operating Unit: N/A  
 Organization Code (UACS): 050100000000  
 Report Status: APPROVED


Particulars	UACS CODE	Physical Targets					Physical Accomplishments					Variance as of December 31 2017	Remarks
		1st Quarter	2nd Quarter	3rd Quarter	4th Quarter	Total	1st Quarter	2nd Quarter	3rd Quarter	4th Quarter	Total		
1	2	3	4	5	6	7=(3+4+5+6)	8	9	10	11	12=(8+9+10+11)	13	14
Part A													
I. Operations													
MFO 1: TECHNICAL AND SUPPORT SERVICES	000003010000000												
Quantity													
Clients directly provided with production support services		13669	31216	53994	9121	190,000	39700	48708	70598	69,307	228,313	38313	
Quality													
% of beneficiaries rating the goods and services delivered to be at least satisfactory (rating to be obtained through feedback instruments after delivery of goods and services)			85%		85%	85%		87%		98.87%	98.87%		
Timeliness													
% of requests for technical assistance responded to within 3 days			90%		90%	90%		91%		93%	93%		

Prepared By:

  
 ALVIN DAVID
Planning Services Head/Planning Officer

Date: 23/Jan/2018

In coordination with:

  
 AIMEE T. FULGENCIO
Financial Services Head/Budget Officer

Date:

Approved By:

  
 ARNEL DEL CARRIO

Agency Head/Department Secretary

Date: 29/Jan/2018


As of December 31, 2017

Department : Department of Agriculture  
 Agency : Philippine Carabao Center  
 Operating Unit :  
 Organizational Code (UACS) : 050100000000

x  
 Current Year Appropriations  
 Supplemental Appropriations  
 Continuing Appropriations  
 Off-Budget Account

PARTICULARS	UACS CODE	PHYSICAL TARGETS (CY 2017)					PHYSICAL ACCOMPLISHMENTS					Variance for the Quarter ending December 31, 2017	Remarks
		1ST	2ND	3RD	4TH	Total	1ST	2ND	3RD	4TH	Total		
1	2	3	4	5	6	7=(3+4+5+6)	8	9	10	11	12=(8+9+10+11)	13	
<b>PROGRAMS</b>													
<b>MFO 1: Production Support Services</b>													
Beneficiaries directly provided with support facilities		13,669	31,216	53,994	91,121	190,000	39,700	48,708	70,598	69,307	228,313	(21,814)	38,313
Quality: % of clients who rate the technical advisory service as satisfactory or better			85%		85%	85%				98.87%	98.87%		
Timeliness: % of farmers' requests for technical assistance responded to within 3 days			90%		90%	90%				93%	93.0%		
<b>A. Genetic Improvement Program</b>													
<b>1. Fast Track Dairy Herd Build-up</b>													
a. Semen straws distributed		57,500	57,500	57,500	57,500	230,000	54,165	38,951	65,558	71,526	230,200	14,026	
<b>B. Production related R&amp;D</b>													
<b>1. Research facilities</b>													
a. Upgraded		6	6	6	6	6	6	6	6	6	6	6	
b. Maintained		4	4	4	4	4	4	4	4	4	4	4	
2. On-going research projects/studies		37	37	37	37	37	37	37	37	37	37	37	
3. New research projects/studies		5	5	8	5	23	5	5	8	5	23	23	
4. Completed researches		5	5	5	5	20	5	5	5	5	20	20	
5. ICT													
a. Info/database system developed		6	6	6	6	6	6	6	6	6	6	6	
b. ICT facilities maintained		3	3	3	3	3	3	3	3	3	3	3	
<b>1.2 Market Development Services</b>													
<i>Increase in no. of organized groups engaged in carabao-based enterprises from previous year</i>													
<i>Increase in sales of carabao-based products</i>													
<b>OUTPUT INDICATORS</b>													
Organized groups provided with marketing assistance		189	189	189	189	189	140	179	180	189	189		
<b>INPUT INDICATORS</b>													
<i>Provision of relevant measures to strengthen organization and marketing capacities of coops and farmer groups to engaged in viable carabao-based enterprises</i>													
<b>A. Farmer-cooperatives/groups maintained</b>													
1. volume of milk produced		563,958	1,038,869	742,049	623,322	2,968,198	422,962	657,467.88	715,957.01	1,181,810.97	2,978,197.60	558,489	
2. value of products sold		32,556,093	59,971,751	42,836,965	35,983,051	171,347,860	31,545,970	51,760,803	43,725,639.97	52,065,889.91	179,098,303.11	16,082,839	
<b>B. Farmers/group members directly benefitted</b>													
		4,142	4,142	4,142	4,142	4,142	3,883	3,965	4,713	4,757	4,757	615	

PARTICULARS	UACS CODE	PHYSICAL TARGETS (CY 2017)					PHYSICAL ACCOMPLISHMENTS					Variance for the Quarter ending December 31, 2017	Remarks
		1ST	2ND	3RD	4TH	Total	1ST	2ND	3RD	4TH	Total		
1	2	3	4	5	6	7=(3+4+5+6)	8	9	10	11	12=(8+9+10+11)	13	
<b>1.3 Extension Support, Education and Training Services</b>													
<i>Increase in no. of trainees/clients</i>													
<b>OUTPUT INDICATORS</b>													
A. Participants trained													
1. Farmers		1,363	2,721	4,081	5,442	13,607	5,876	4,217	3,156	405	13,654	(5,037)	
2. Extension personnel		100	100	100	100	400	315	12	85	45	457	(55)	
Quantity: No. of individuals trained		1,463	2,821	4,181	5,542	14,007	6,191	4,217	3,156	670	14,234	(4,872)	
Quality : % of training courses attendees who rate the training as good or better						85%					95%		
Timeliness : % of training completed as scheduled						90%					94%		
B. Adoption rate													
1. Training					88%	88%							
2. Technology demonstration					82%	82%					94%		
											93%		
<b>1.4 Other Infrastructure &amp; PostHarvest Development Services</b>													
A. Post Harvest Facilities		2	2	2	2	2	2	2	2	2	2		
B. Bull Farm		1	1	1	1	1	1	1	1	1	1		
<b>1.5: Plans and policies developed, implemented, monitored and evaluated</b>													
A. Evaluation studies conducted					1	1				1	1		
B. Policy Formulation and Advocacy Services													
a. Plans, Programs and projects approved and endorsed				2	2	4			2	2	4		
b. Stakeholders'/public consultations and workshops conducted		1	1	1	1	4	1	1	1	1	4		

Prepared by:  
  
**LIZA G. BATTAD**  
 Chief, PIMD

Approved by:  
  
**ARNEL N. DEL BARRIO**  
 Executive Director

As of December 31, 2017

Department : Department of Agriculture  
 Agency : Philippine Carabao Center  
 Operating Unit :  
 Organizational Code (UACS) : 050100000000

x  
 Current Year Appropriations  
 Supplemental Appropriations  
 Continuing Appropriations  
 Off-Budget Account

PARTICULARS	UACS CODE	PHYSICAL TARGETS (CY 2017)					PHYSICAL ACCOMPLISHMENTS					Variance for the Quarter ending December 31, 2017	p
		1ST	2ND	3RD	4TH	Total	1ST	2ND	3RD	4TH	Total		
1	2	3	4	5	6	7=(3+4+5+6)	8	9	10	11	12=(8+9+10+11)	13	
<b>PROGRAMS</b>													
<b>Poverty Reduction and Empowerment of the Poor and Vulnerable KRA2</b>													
Beneficiaries directly provided with support facilities		13,669	31,216	53,994	91,121	190,000	39,700	48,708	70,598	69,307	228,313.0	(21,814)	
Quality: % of clients who rate the technical advisory service as satisfactory or better			85%		85%	85%				99%	98.87%		
Timeliness : % of farmers' requests for technical assistance responded to within 3 days			90%		90%	90%				93%	93.00%		
A. Genetic Improvement Program													
1. Fast Track Dairy Herd Build-up													
a. Semen straws distributed		57,500	57,500	57,500	57,500	230,000	54,165	38,951	65,558	71,526	230,200	14,026	
B. Production related R&D													
1. Research facilities													
a. Upgraded		6	6	6	6	6	6	6	6	6	6	6	
b. Maintained		4	4	4	4	4	4	4	4	4	4	4	
2. On-going research projects/studies		37	37	37	37	37	37	37	37	37	37	37	
3. New research projects/studies		5	5	8	5	23	5	5	8	5	23	23	
4. Completed researches		5	5	5	5	20	6	5	5	5	20	20	
5. ICT													
a. Info/database system developed		6	6	6	6	6	6	6	6	6	6	6	
b. ICT facilities maintained		3	3	3	3	3	3	3	3	3	3	3	
1.2 Market Development Services													
Increase in no. of organized groups engaged in carabao-based enterprises from previous year													
Increase in sales of carabao-based products													
OUTPUT INDICATORS													
Organized groups provided with marketing assistance		189	189	189	189	170	140	179	180	189	189	-	
INPUT INDICATORS													
Provision of relevant measures to strengthen organization and marketing capacities of coops and farmer groups to engaged in viable carabao-based enterprises													
A. Farmer-cooperatives/groups maintained													
1. volume of milk produced		563,958	1,038,869	742,049	623,322	2,968,198	422,962	657,468	715,957	1,181,811	2,978,198	558,489	
2. value of products sold		32,556,093	59,971,751	42,836,965	35,983,051	171,347,860	31,545,970	51,760,803	43,725,640	52,065,890	179,098,303	16,082,839	
B. Farmers/group members directly benefitted		4,142	4,142	4,142	4,142	4,215	3,883	3,965	4,713	4,757	4,757	615	
0													

PARTICULARS	UACS CODE	PHYSICAL TARGETS (CY 2017)					PHYSICAL ACCOMPLISHMENTS					Variance for the Quarter ending December 31, 2017	P
		1ST	2ND	3RD	4TH	Total	1ST	2ND	3RD	4TH	Total		
1	2	3	4	5	6	7=(3+4+5+6)	8	9	10	11	12=(8+9+10+11)	13	
1.3 Extension Support, Education and Training Services													
Increase in no. of trainees/clients													
OUTPUT INDICATORS													
A. Participants trained													
1. Farmers		1,363	2,721	4,081	5,442	13,607	5,876	4,217	3,156	405	13,654	(5,037)	
2. Extension personnel		100	100	100	100	400	315	12	85	45	457	(55)	
Quantity: No. of individuals trained		1,463	2,821	4,181	5,542	14,007	6,191	4,217	3,156	670	14,234	(4,872)	
Quality : % of training courses attendees who rate the training as good or better						85%					95%		
Timeliness : % of training completed as scheduled						90%					94%		
B. Adoption rate													
1. Training					1	88%							
2. Technology demonstration					1	88%					94%		
											93%		
1.4 Other Infrastructure & PostHarvest Development Services													
A. Post Harvest Facilities		2	2	2	2	2	2	2	2	2	2		
B. Bull Farm		1	1	1	1	1	1	1	1	1	1		
1.5: Plans and policies developed, implemented, monitored and evaluated													
A. Evaluation studies conducted					2	2	-	-	-	2	2		
B. Policy Formulation and Advocacy Services													
a. Plans, Programs and projects approved and endorsed				2	2	4			2	2	4		
b. Stakeholders'/public consultations and workshops conducted		1	1	1	1	4	1	1	1	1	4		

Prepared by:



**LIZA G. BATTAD**  
Chief, PIMD

Approved by:



**ARNEL N. DEL BARRIO**  
Executive Director

## PART B

QUARTERLY PHYSICAL REPORT OF OPERATION  
As of September 30, 2017

PMS-MED

OCT 24 2017

Received by: JM x


BAR 1

Department : Department of Agriculture  
Agency : Philippine Carabao Center  
Operating Unit :  
Organizational Code (UACS) : 050100000000

Current Year Appropriations  
Supplemental Appropriations  
Continuing Appropriations  
Off-Budget Account

PARTICULARS	UACS CODE	PHYSICAL TARGETS (CY 2017)					PHYSICAL ACCOMPLISHMENTS					Variance for the Quarter ending September 30, 2017	Remarks
		1ST	2ND	3RD	4TH	Total	1ST	2ND	3RD	4TH	Total		
1	2	3	4	5	6	7=(3+4+5+6)	8	9	10	11	12=(8+9+10+11)	13	
<b>PROGRAMS</b>													
<b>MFO 1: Production Support Services</b>													
Beneficiaries directly provided with support facilities		13,669	31,216	53,994	91,121	190,000	39,700	48,708	70,598		159,006	16,604	
Quality: % of clients who rate the technical advisory service as satisfactory or better			85%		85%	85%							
Timeliness : % of farmers' requests for technical assistance responded to within 3 days			90%		90%	90%							
<b>A. Genetic Improvement Program</b>													
<b>1. Fast Track Dairy Herd Build-up</b>													
a. Semen straws distributed		57,500	57,500	57,500	57,500	230,000	54,165	38,951	65,558		158,674	8,058	
<b>B. Production related R&amp;D</b>													
<b>1. Research facilities</b>													
a. Upgraded		6	6	6	6	6	6	6	6		6	-	
b. Maintained		4	4	4	4	4	4	4	4		4	-	
2. On-going research projects/studies		37	37	37	37	37	37	37	37		37	-	
3. New research projects/studies		5	5	8	5	23	5	5	8		18	-	
4. Completed researches		5	5	5	5	20	5	5	5		15	-	
5. ICT													
a. Info/database system developed		6	6	6	6	6	6	6	6		6	-	
b. ICT facilities maintained		3	3	3	3	3	3	3	3		3	-	
<b>1.2 Market Development Services</b>													
Increase in no. of organized groups engaged in carabao-based enterprises from previous year													
Increase in sales of carabao-based products													
<b>OUTPUT INDICATORS</b>													
Organized groups provided with marketing assistance		189	189	189	189	189	140	179	180		178	(9)	
<b>INPUT INDICATORS</b>													
Provision of relevant measures to strengthen organization and marketing capacities of coops and farmer groups to engaged in viable carabao-based enterprises													
<b>A. Farmer-cooperatives/groups maintained</b>													
1. volume of milk produced		563,958	1,038,869	742,049	623,322	2,968,198	422,962	657,467.88	715,957.01		1,796,386.63	(26,092)	
2. value of products sold		32,556,093	59,971,751	42,836,965	35,983,051	171,347,860	31,545,970	51,760,803	43,725,639.97		127,032,413.20	888,675	
<b>B. Farmers/group members directly benefitted</b>													
		4,142	4,142	4,142	4,142	4,142	3,883	3,965	4,713		4,713	571	

PARTICULARS	UACS CODE	PHYSICAL TARGETS (CY 2017)					PHYSICAL ACCOMPLISHMENTS					Variance for the Quarter ending September 30, 2017	Remarks
		1ST	2ND	3RD	4TH	Total	1ST	2ND	3RD	4TH	Total		
1	2	3	4	5	6	7=(3+4+5+6)	8	9	10	11	12=(8+9+10+11)	13	
<b>1.3 Extension Support, Education and Training Services</b>													
Increase in no. of trainees/clients													
<b>OUTPUT INDICATORS</b>													
A. Participants trained													
1. Farmers		1,363	2,721	4,081	5,442	13,607	5,876	4,217	3,156		13,249	(925)	
2. Extension personnel		100	100	100	100	400	315	12	85		412	(15)	
Quantity: No. of individuals trained		1,463	2,821	4,181	5,542	14,007	6,191	4,217	3,156		13,564	(1,025)	
Quality : % of training courses attendees who rate the training as good or better						85%							
Timeliness : % of training completed as scheduled						90%							
B. Adoption rate													
1. Training					88%	88%							
2. Technology demonstration					82%	82%							
<b>1.4 Other Infrastructure &amp; PostHarvest Development Services</b>													
A. Post Harvest Facilities		2	2	2	2	2	2	2	2		2	-	
B. Bull Farm		1	1	1	1	1	1	1	1		1	-	
<b>1.5: Plans and policies developed, implemented, monitored and evaluated</b>													
A. Evaluation studies conducted					1	1							
B. Policy Formulation and Advocacy Services													
a. Plans, Programs and projects approved and endorsed				2	2	4			2		2	-	
b. Stakeholders'/public consultations and workshops conducted		1	1	1	1	4	1	1	1		3	-	

Prepared by:  
  
**LIZA G. BATTAD**  
 Chief, PIMD

Approved by:  
  
**ARNEL N. DEL BARRIO**  
 Executive Director

PART B

P

QUARTERLY PHYSICAL REPORT OF OPERATION  
As of September 30, 2017

BAR 1

Department : Department of Agriculture  
Agency : Philippine Carabao Center  
Operating Unit :  
Organizational Code (UACS) : 050100000000


x Current Year Appropriations  
Supplemental Appropriations  
Continuing Appropriations  
Off-Budget Account

PARTICULARS	UACS CODE	PHYSICAL TARGETS (CY 2017)					PHYSICAL ACCOMPLISHMENTS					Variance for the Quarter ending September 30, 2017	p
		1ST	2ND	3RD	4TH	Total	1ST	2ND	3RD	4TH	Total		
1	2	3	4	5	6	7=(3+4+5+6)	8	9	10	11	12=(8+9+10+11)	13	
<b>PROGRAMS</b>													
<b>Poverty Reduction and Empowerment of the Poor and Vulnerable KRA2</b>													
Beneficiaries directly provided with support facilities		13,669	31,216	53,994	91,121	190,000	39,700	48,708	70,598		159,006	16,604	
Quality: % of clients who rate the technical advisory service as satisfactory or better			85%		85%	85%						-	
Timeliness : % of farmers' requests for technical assistance responded to within 3 days			90%		90%	90%						-	
A. Genetic Improvement Program													
1. Fast Track Dairy Herd Build-up													
a. Semen straws distributed		57,500	57,500	57,500	57,500	230,000	54,165	38,951	65,558		158,674	8,058	
B. Production related R&D													
1. Research facilities													
a. Upgraded		6	6	6	6	6	6	6	6		6	-	
b. Maintained		4	4	4	4	4	4	4	4		4	-	
2. On-going research projects/studies		37	37	37	37	148	37	37	37		37	-	
3. New research projects/studies		5	5	8	5	23	5	5	8		18	-	
4. Completed researches		5	5	5	5	20	6	5	5		15	-	
5. ICT													
a. Info/database system developed		6	6	6	6	6	6	6	6		6	-	
b. ICT facilities maintained		3	3	3	3	3	3	3	3		3	-	
1.2 Market Development Services													
Increase in no. of organized groups engaged in carabao-based enterprises from previous year													
Increase in sales of carabao-based products													
<b>OUTPUT INDICATORS</b>													
Organized groups provided with marketing assistance		189	189	189	189	170	140	179	180		178	(9)	
<b>INPUT INDICATORS</b>													
Provision of relevant measures to strengthen organization and marketing capacities of coops and farmer groups to engaged in viable carabao-based enterprises													



PARTICULARS	UACS CODE	PHYSICAL TARGETS (CY 2017)					PHYSICAL ACCOMPLISHMENTS					Variance for the Quarter ending September 30, 2017	P
		1ST	2ND	3RD	4TH	Total	1ST	2ND	3RD	4TH	Total		
1	2	3	4	5	6	7=(3+4+5+6)	8	9	10	11	12=(8+9+10+11)	13	
<b>A. Farmer-cooperatives/groups maintained</b>													
1. volume of milk produced		563,958	1,038,869	742,049	623,322	2,968,198	422,962	657,468	715,957		1,796,387	(26,092)	
2. value of products sold		32,556,093	59,971,751	42,836,965	35,983,051	171,347,860	31,545,970	51,760,803	43,725,640		127,032,413	888,675	
<b>B. Farmers/group members directly benefitted</b>													
		4,142	4,142	4,142	4,142	4,215	3,883	3,965	4,713		4,713	571	
<b>1.3 Extension Support, Education and Training Services</b>													
Increase in no. of trainees/clients													
<b>OUTPUT INDICATORS</b>													
<b>A. Participants trained</b>													
1. Farmers		1,363	2,721	4,081	5,442	13,607	5,876	4,217	3,156		13,249	(925)	
2. Extension personnel		100	100	100	100	400	315	12	85		412	(15)	
Quantity: No. of individuals trained		1,463	2,821	4,181	5,542	14,007	6,191	4,217	3,156		13,564	(1,025)	
Quality: % of training courses attendees who rate the training as good or better						85%							
Timeliness: % of training completed as scheduled						90%							
<b>B. Adoption rate</b>													
1. Training					1	88%							
2. Technology demonstration					1	88%							
<b>1.4 Other Infrastructure &amp; PostHarvest Development Services</b>													
<b>A. Post Harvest Facilities</b>													
B. Bull Farm		1	1	1	1	1	1	1	1		1	-	
<b>1.5: Plans and policies developed, implemented, monitored and evaluated</b>													
<b>A. Evaluation studies conducted</b>													
B. Policy Formulation and Advocacy Services													
a. Plans, Programs and projects approved and endorsed				2	2	4			2				
b. Stakeholders'/public consultations and workshops conducted		1	1	1	1	4	1	1	1		3	-	

Prepared by:

  
**LIZA G. BATTAD**  
 Chief, PIMD

Approved by:

  
**ARNEL N. DEL BARRIO**  
 Executive Director

## PART B

QUARTERLY PHYSICAL REPORT OF OPERATION  
As of June 30, 2017

BAR 1



Department : Department of Agriculture  
Agency : Philippine Carabao Center  
Operating Unit :  
Organizational Code (UACS) : 050100000000

x  
Current Year Appropriations  
Supplemental Appropriations  
Continuing Appropriations  
Off-Budget Account

PARTICULARS	UACS CODE	PHYSICAL TARGETS (CY 2017)					PHYSICAL ACCOMPLISHMENTS					Variance for the Quarter ending June 30, 2017	Remarks
		1ST	2ND	3RD	4TH	Total	1ST	2ND	3RD	4TH	Total		
1	2	3	4	5	6	7=(3+4+5+6)	8	9	10	11	12=(8+9+10+11)	13	
<b>PROGRAMS</b>													
<b>MFO 1: Production Support Services</b>													
Beneficiaries directly provided with support facilities		13,669	31,216	53,994	91,121	190,000	39,700	48,708			88,408	17,492	
Quality: % of clients who rate the technical advisory service as satisfactory or better			85%		85%	85%							
Timeliness: % of farmers' requests for technical assistance responded to within 3 days			90%		90%	90%							
<b>A. Genetic Improvement Program</b>													
<b>1. Fast Track Dairy Herd Build-up</b>													
a. Semen straws distributed		57,500	57,500	57,500	57,500	230,000	54,165	38,951			93,116	(18,549)	
<b>B. Production related R&amp;D</b>													
<b>1. Research facilities</b>													
a. Upgraded		6	6	6	6	6	6	6			6	-	
b. Maintained		4	4	4	4	4	4	4			4	-	
<b>2. On-going research projects/studies</b>		37	37	37	37	37	37	37			37	-	
<b>3. New research projects/studies</b>		5	5	8	5	23	5	5			10	-	
<b>4. Completed researches</b>		5	5	5	5	20	5	5			10	-	
<b>5. ICT</b>													
a. Info/database system developed		6	6	6	6	6	6	6			6	-	
b. ICT facilities maintained		3	3	3	3	3	3	3			3	-	
<b>1.2 Market Development Services</b>													
<i>Increase in no. of organized groups engaged in carabao-based enterprises from previous year</i>													
<i>Increase in sales of carabao-based products</i>													
<b>OUTPUT INDICATORS</b>													
<i>Organized groups provided with marketing assistance</i>		189	189	189	189	189	140	179			178	(10)	
<b>INPUT INDICATORS</b>													
<i>Provision of relevant measures to strengthen organization and marketing capacities of coops and farmer groups to engaged in viable carabao-based enterprises</i>													
<b>A. Farmer-cooperatives/groups maintained</b>													
1. volume of milk produced		563,958	1,038,869	742,049	623,322	2,968,198	422,962	657,467.88			1,080,430	(381,401)	
2. value of products sold		32,556,093	59,971,751	42,836,965	35,983,051	171,347,860	31,545,970	51,760,803			83,306,773	(8,210,948)	
<b>B. Farmers/group members directly benefitted</b>		4,142	4,142	4,142	4,142	4,142	3,883	3,965			3,883	(177)	
												-	

PARTICULARS	UACS CODE	PHYSICAL TARGETS (CY 2017)					PHYSICAL ACCOMPLISHMENTS					Variance for the Quarter ending June 30, 2017	Remarks
		1ST	2ND	3RD	4TH	Total	1ST	2ND	3RD	4TH	Total		
1	2	3	4	5	6	7=(3+4+5+6)	8	9	10	11	12=(8+9+10+11)	13	
<b>1.3 Extension Support, Education and Training Services</b>													
<i>Increase in no. of trainees/clients</i>													
<b>OUTPUT INDICATORS</b>													
A. Participants trained													
1. Farmers		1,363	2,721	4,081	5,442	13,607	5,876	4,217			10,093	1,496	
2. Extension personnel		100	100	100	100	400	315	12			327	(88)	
Quantity: No. of individuals trained		1,463	2,821	4,181	5,542	14,007	6,191	4,217			10,408	1,396	
Quality : % of training courses attendees who rate the training as good or better						85%						-	
Timeliness : % of training completed as scheduled						90%							
B. Adoption rate													
1. Training					88%	88%							
2. Technology demonstration					82%	82%							
<b>1.4 Other Infrastructure &amp; PostHarvest Development Services</b>													
A. Post Harvest Facilities		2	2	2	2	2	2	2			2	-	
B. Bull Farm		1	1	1	1	1	1	1			1	-	
<b>1.5: Plans and policies developed, implemented, monitored and evaluated</b>													
A. Evaluation studies conducted					1	1					2	-	
B. Policy Formulation and Advocacy Services												-	
a. Plans, Programs and projects approved and endorsed				2	2	4						-	
b. Stakeholders'/public consultations and workshops conducted		1	1	1	1	4	1	1			2	-	

Prepared by:

  
**LIZA G. BATTAD**  
 Chief, PIMD 

Approved by:

  
**ARNEL N. DEL BARRIO**  
 Executive Director

QUARTERLY PHYSICAL REPORT OF OPERATION  
As of June 30, 2017



Department : Department of Agriculture  
Agency : Philippine Carabao Center  
Operating Unit :  
Organizational Code (UACS) : 050100000000

x  
Current Year Appropriations  
Supplemental Appropriations  
Continuing Appropriations  
Off-Budget Account

PARTICULARS	UACS CODE	PHYSICAL TARGETS (CY 2017)					PHYSICAL ACCOMPLISHMENTS					Variance for the Quarter ending June 30, 2017	P
		1ST	2ND	3RD	4TH	Total	1ST	2ND	3RD	4TH	Total		
1	2	3	4	5	6	7=(3+4+5+6)	8	9	10	11	12=(8+9+10+11)	13	
<b>PROGRAMS</b>													
<b>Poverty Reduction and Empowerment of the Poor and Vulnerable KRA2</b>													
Beneficiaries directly provided with support facilities		13,669	31,216	53,994	91,121	190,000	39,700	48,708			88,408	17,492	
Quality: % of clients who rate the technical advisory service as satisfactory or better			85%		85%	85%						-	
Timeliness : % of farmers' requests for technical assistance responded to within 3 days			90%		90%	90%						-	
												-	
<b>A. Genetic Improvement Program</b>													
<b>1. Fast Track Dairy Herd Build-up</b>													
a. Semen straws distributed		57,500	57,500	57,500	57,500	230,000	54,165	38,951			93,116	(18,549)	
<b>B. Production related R&amp;D</b>													
<b>1. Research facilities</b>													
a. Upgraded		6	6	6	6	6	6	6			6	-	
b. Maintained		4	4	4	4	4	4	4			4	-	
2. On-going research projects/studies		37	37	37	37	148	37	37			37	-	
3. New research projects/studies		5	5	8	5	23	5	5			10	-	
4. Completed researches		5	5	5	5	20	6	5			10	-	
<b>5. ICT</b>													
a. Info/database system developed		6	6	6	6	6	6	6			6	-	
b. ICT facilities maintained		3	3	3	3	3	3	3			3	-	
												-	
<b>1.2 Market Development Services</b>													
Increase in no. of organized groups engaged in carabao-based enterprises from previous year												-	
Increase in sales of carabao-based products												-	
<b>OUTPUT INDICATORS</b>													
Organized groups provided with marketing assistance		189	189	189	189	170	140	179			178	(10)	
<b>INPUT INDICATORS</b>													
Provision of relevant measures to strengthen organization and marketing capacities of coops and farmer groups to engaged in viable carabao-based enterprises												-	

PARTICULARS	UACS CODE	PHYSICAL TARGETS (CY 2017)					PHYSICAL ACCOMPLISHMENTS					Variance for the Quarter ending June 30, 2017	p
		1ST	2ND	3RD	4TH	Total	1ST	2ND	3RD	4TH	Total		
1	2	3	4	5	6	7=(3+4+5+6)	8	9	10	11	12=(8+9+10+11)	13	
A. Farmer-cooperatives/groups maintained												-	
1. volume of milk produced		563,958	1,038,869	742,049	623,322	2,968,198	422,962	657,468			1,080,430	(381,401)	
2. value of products sold		32,556,093	59,971,751	42,836,965	35,983,051	171,347,860	31,545,970				83,306,773	(8,210,948)	
B. Farmers/group members directly benefitted		4,142	4,142	4,142	4,142	4,215	3,883	3,965			3,883	(177)	
												-	
1.3 Extension Support, Education and Training Services												-	
Increase in no. of trainees/clients												-	
OUTPUT INDICATORS												-	
A. Participants trained												-	
1. Farmers		1,363	2,721	4,081	5,442	13,607	5,876	4,217			10,093	1,496	
2. Extension personnel		100	100	100	100	400	315	12			327	(88)	
												-	
Quantity: No. of individuals trained		1,463	2,821	4,181	5,542	14,007	6,191	4,217			10,408	1,396	
Quality : % of training courses attendees who rate the training as good or better						85%							
Timeliness : % of training completed as scheduled						90%							
B. Adoption rate													
1. Training					1	88%							
2. Technology demonstration					1	88%							
												-	
1.4 Other Infrastructure & PostHarvest Development Services												-	
A. Post Harvest Facilities		2	2	2	2	2	2	2			2	-	
B. Bull Farm		1	1	1	1	1	1	1			1	-	
1.5: Plans and policies developed, implemented, monitored and evaluated												-	
A. Evaluation studies conducted					1	2					2	-	
B. Policy Formulation and Advocacy Services												-	
a. Plans, Programs and projects approved and endorsed				2	2	4						-	
b. Stakeholders'/public consultations and workshops conducted		1	1	1	1	4	1	1			2	-	

Prepared by:

  
**LIZA G. BATTAD**  
 Chief, PIMD 

Approved by:

**ARNEL N. DEL BARRIO**  
 Executive Director



received



**PHILIPPINE CARABAO CENTER**  
ISO 9001:2008 | ISO 14001 | OHSAS 18001

Philippine Carabao Center  
RECORDS MANAGEMENT CENTER  
  
Control No: 2017015871  
Date Received: 2017-04-10/03:59:50 PM

Reference No: 04-347-2017

April 10, 2017

**Dir. CARLOS L. MAGNAYE**  
Acting Director, Planning and Monitoring Service  
Department of Agriculture  
Elliptical Road, Diliman  
Quezon City 1100, Philippines

**PMS-MED**

APR 11 2017

Received by: MS

Attn: **Ms. NIEVA T. NATURAL**  
Chief, Monitoring and Evaluation Division

Dear Director Magnaye:

This is to submit the Budget Accountability Report (BAR) No. 1 for the 1<sup>st</sup> Quarter of 2017. This is in accordance to the COA-DBM Joint Circular No. 2014-1 dated July 2, 2014.

We hope that you find this submission complete and proper. Kindly acknowledge the receipt thereof.

Thank you.

Very truly yours,

**ARNEL N. DEL BARRIO**  
Executive Director

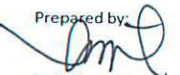
QUARTERLY PHYSICAL REPORT OF OPERATION  
As of March 31, 2017

Department : Department of Agriculture  
Agency : Philippine Carabao Center  
Operating Unit :  
Organizational Code (UACS) : 050100000000

x Current Year Appropriations  
Supplemental Appropriations  
Continuing Appropriations  
Off-Budget Account

PARTICULARS	UACS CODE	PHYSICAL TARGETS (CY 2016)					PHYSICAL ACCOMPLISHMENTS					Variance for the Quarter ending March 31, 2017	Remarks
		1ST	2ND	3RD	4TH	Total	1ST	2ND	3RD	4TH	Total		
1	2	3	4	5	6	7=(3+4+5+6)	8	9	10	11	12=(8+9+10+11)	13	
<b>PROGRAMS</b>													
<b>MFO 1: Production Support Services</b>													
Beneficiaries directly provided with support facilities		13,669	31,216	53,994	91,121	190,000	39,700				39,700	26,031	
Quality: % of clients who rate the technical advisory service as satisfactory or better			85%		85%	85%							
Timeliness : % of farmers' requests for technical assistance responded to within 3 days			90%		90%	90%							
<b>A. Genetic Improvement Program</b>													
<b>1. Fast Track Dairy Herd Build-up</b>													
a. Semen straws distributed		57,500	57,500	57,500	57,500	230,000	54,165				54,165	(3,335)	
<b>B. Production related R&amp;D</b>													
<b>1. Research facilities</b>													
a. Upgraded		6	6	6	6	6	6				6	-	
b. Maintained		4	4	4	4	4	4				4	-	
2. On-going research projects/studies		37	37	37	37	37	37				37	-	
3. New research projects/studies		5	5	8	5	23	5				5	-	
4. Completed researches		5	5	5	5	20	5				5	-	
<b>5. ICT</b>													
a. Info/database system developed		6	6	6	6	6	6				6	-	
b. ICT facilities maintained		3	3	3	3	3	3				3	-	
<b>1.2 Market Development Services</b>													
<i>Increase in no. of organized groups engaged in carabao-based enterprises from previous year</i>													
<i>Increase in sales of carabao-based products</i>													
<b>OUTPUT INDICATORS</b>													
<i>Organized groups provided with marketing assistance</i>		189	189	189	189	189	140				189	(49)	
<b>INPUT INDICATORS</b>													
<i>Provision of relevant measures to strengthen organization and marketing capacities of coops and farmer groups to engaged in viable carabao-based enterprises</i>													
<b>A. Farmer-cooperatives/groups maintained</b>													
1. volume of milk produced		563,958	1,038,869	742,049	623,322	2,968,198	422,962				422,962	(140,996)	
2. value of products sold		32,556,093	59,971,751	42,836,965	35,983,051	171,347,860	31,545,970				31,545,970	(1,010,123)	
<b>B. Farmers/group members directly benefitted</b>		4,142	4,142	4,142	4,142	4,142	3,883				3,883	(259)	
<b>1.3 Extension Support, Education and Training Services</b>													
<i>Increase in no. of trainees/clients</i>													

PARTICULARS	UACS CODE	PHYSICAL TARGETS (CY 2016)					PHYSICAL ACCOMPLISHMENTS					Variance for the Quarter ending March 31, 2017	Remarks
		1ST	2ND	3RD	4TH	Total	1ST	2ND	3RD	4TH	Total		
1	2	3	4	5	6	7=(3+4+5+6)	8	9	10	11	12=(8+9+10+11)	13	
<b>OUTPUT INDICATORS</b>													
<b>A. Participants trained</b>													
1. Farmers		1,363	2,721	4,081	5,442	13,607	5,876				5,876	4,513	
2. Extension personnel		100	100	100	100	400	315				315	215	
Quantity: No. of individuals trained		1,463	2,821	4,181	5,542	14,007	6,191				6,191	4,728	
Quality: % of training courses attendees who rate the training as good or better							85%						
Timeliness: % of training completed as scheduled							90%						
<b>B. Adoption rate</b>													
1. Training						88%	88%						
2. Technology demonstration						82%	82%						
<b>1.4 Other Infrastructure &amp; PostHarvest Development Services</b>													
A. Post Harvest Facilities		2	2	2	2	2	2				2	-	
B. Bull Farm		1	1	1	1	1	1				1	-	
<b>1.5: Plans and policies developed, implemented, monitored and evaluated</b>													
A. Evaluation studies conducted						1	1				2	-	
<b>B. Policy Formulation and Advocacy Services</b>													
a. Plans, Programs and projects approved and endorsed				2	2	4						-	
b. Stakeholders'/public consultations and workshops conducted		1	1	1	1	4	1				1	-	

Prepared by:  
  
**LIZA G. BATTAD**  
 Chief, PIMD

Approved by:  
  
**ARNEL N. DEL BARRIO**  
 Executive Director



QUARTERLY PHYSICAL REPORT OF OPERATION  
As of March 31, 2017


Department : Department of Agriculture  
Agency : Philippine Carabao Center  
Operating Unit :  
Organizational Code (UACS) : 050100000000

x  
Current Year Appropriations  
Supplemental Appropriations  
Continuing Appropriations  
Off-Budget Account

PARTICULARS	UACS CODE	PHYSICAL TARGETS (CY 2016)					PHYSICAL ACCOMPLISHMENTS					Variance for the Quarter ending March 31, 2017	p
		1ST	2ND	3RD	4TH	Total	1ST	2ND	3RD	4TH	Total		
1	2	3	4	5	6	7=(3+4+5+6)	8	9	10	11	12=(8+9+10+11)	13	
<b>PROGRAMS</b>													
<b>Poverty Reduction and Empowerment of the Poor and Vulnerable KRA2</b>													
Beneficiaries directly provided with support facilities		13,669	31,216	53,994	91,121	190,000	39,700				39,700	26,031	
Quality: % of clients who rate the technical advisory service as satisfactory or better			85%		85%	85%						-	
Timeliness : % of farmers' requests for technical assistance responded to within 3 days			90%		90%	90%						-	
A. Genetic Improvement Program													
1. Fast Track Dairy Herd Build-up													
a. Semen straws distributed		57,500	57,500	57,500	57,500	230,000	54,165				54,165	(3,335)	
B. Production related R&D													
1. Research facilities													
a. Upgraded		6	6	6	6	6	6				6	-	
b. Maintained		4	4	4	4	4	4				4	-	
2. On-going research projects/studies		37	37	37	37	148	37				37	-	
3. New research projects/studies		5	5	8	5	23	5				5	-	
4. Completed researches		5	5	5	5	20	6				5	-	
5. ICT													
a. Info/database system developed		6	6	6	6	6	6				6	-	
b. ICT facilities maintained		3	3	3	3	3	3				3	-	
1.2 Market Development Services													
Increase in no. of organized groups engaged in carabao-based enterprises from previous year												-	
Increase in sales of carabao-based products												-	
<b>OUTPUT INDICATORS</b>													
Organized groups provided with marketing assistance		189	189	189	189	170	140				189	(49)	
<b>INPUT INDICATORS</b>													
Provision of relevant measures to strengthen organization and marketing capacities of coops and farmer groups to engaged in viable carabao-based enterprises												-	

PARTICULARS	UACS CODE	PHYSICAL TARGETS (CY 2016)					PHYSICAL ACCOMPLISHMENTS					Variance for the Quarter ending March 31, 2017	P
		1ST	2ND	3RD	4TH	Total	1ST	2ND	3RD	4TH	Total		
1	2	3	4	5	6	7=(3+4+5+6)	8	9	10	11	12=(8+9+10+11)	13	
A. Farmer-cooperatives/groups maintained												-	
1. volume of milk produced		563,958	1,038,869	742,049	623,322	2,968,198	422,962				422,962	(140,996)	
2. value of products sold		32,556,093	59,971,751	42,836,965	35,983,051	171,347,860	31,545,970				31,545,970	(1,010,123)	
B. Farmers/group members directly benefitted		4,142	4,142	4,142	4,142	4,215	3,883				3,883	(259)	
1.3 Extension Support, Education and Training Services												-	
Increase in no. of trainees/clients												-	
OUTPUT INDICATORS												-	
A. Participants trained												-	
1. Farmers		1,363	2,721	4,081	5,442	13,607	5,876				5,876	4,513	
2. Extension personnel		100	100	100	100	400	315				315	215	
Quantity: No. of individuals trained		1,463	2,821	4,181	5,542	14,007	6,191				6,191	4,728	
Quality : % of training courses attendees who rate the training as good or better						85%							
Timeliness : % of training completed as scheduled						90%							
B. Adoption rate												-	
1. Training					1	88%						-	
2. Technology demonstration					1	88%						-	
1.4 Other Infrastructure & PostHarvest Development Services												-	
A. Post Harvest Facilities		2	2	2	2	2	2				2	-	
B. Bull Farm		1	1	1	1	1	1				1	-	
1.5: Plans and policies developed, implemented, monitored and evaluated												-	
A. Evaluation studies conducted					1	2					2	-	
B. Policy Formulation and Advocacy Services												-	
a. Plans, Programs and projects approved and endorsed				2	2	4						-	
b. Stakeholders'/public consultations and workshops conducted		1	1	1	1	4	1				1	-	

Prepared by:

  
**LIZA G. BATTAD**  
 Chief, PIMD

Approved by:

  
**ARNEL N. DEL BARRIO**  
 Executive Director