

Office of The AUDITOR
RECEIVED
JAN 11 2016
BY: _____

Agency/Address	Project/Program/Activity Name	Location	Total Cost	Date Started	No. of Extension	Target Completion Date	Project Status		Remarks
							% Completion	Total Cost Incurred to Date	
PHILIPPINE CARABAO CENTER Science City of Munoz Nueva Ecija	A. PROGRAM, GAA			Jan 2015		Dec 2016			
	I. General Administration and Support								
	a. General Administration & Support Services								
	1. General Management and Supervision		32,575,323.00				94.14%	30,667,277.02	on-going The increase in total cost is due to Realignment of Funds for payment of C.N.A. per SARC#BMB-E-15-0024042
	MPBF		13,491,410.00				100.00%	13,491,777.96	completed
	II. Support to Operations								
	III. Operations			Jan 2015		Dec 2016			
	a. Formulation & Monitoring of Policies, Plans & Programs		9,926,000.00				95.21%	9,450,780.03	on-going
	b. Production Support Services		204,108,000.00				99.10%	202,263,569.28	on-going The decrease in total cost is due to Realignment of Funds for payment of C.N.A. per SARC#BMB-E-15-0024042
	Capital Outlay								
-Office Equipment,		6,000,000.00				96.43%	5,785,980.00	on-going	
-Other Machineries & Equipment		10,000,000.00				98.70%	9,870,000.00	on-going	
c. Market Development Services		12,230,000.00				97.12%	11,878,314.07	on-going	
d. Extension Support, Education & Training Services		14,360,000.00				88.32%	12,683,015.90	on-going	
e. Research and Development		85,945,000.00				92.75%	79,713,219.54	on-going The decrease in total cost is due to Realignment of Funds for payment of C.N.A. per SARC#BMB-E-15-0024042	
Capital Outlay									
-Technical & Scientific equipment		30,400,000.00				99.62%	30,283,218.84	on-going	
TOTAL 2015 GAA			419,035,733.00				96.91%	406,087,152.64	

Prepared by:

AIMEE T. FULGENCIO
Budget Officer

Certified correct:

LIZA G. BATTAD
Chief, Planning & Special Projects Division

Certified correct:

JEAN G. GASMENA
Chief, Administrative & Finance Division

Approved:

ARNEL N. DEL BARRIO
Acting Executive Director

Commission on Audit
Regional Office No. III/Stand Alone Agencies
Consolidated Quarterly Report on Government Projects/Programs/Activities
2014 GAA Continuing Appropriation
For the 4th Quarter, CY 2015

Agency/Address	Project/Program/Activity Name	Location	Total Cost	Date Started	No. of Extension	Target Completion Date	Project Status		Remarks	
							% Completion	Total Cost Incurred to Date		
PHILIPPINE CARABAO CENTER Science City of Munoz Nueva Ecija	A. PROGRAM, GAA			Jan 2014		Dec 2015				
	I. General Administration and Support									
	a. General Administration & Support Services		55,170,881.00				99.13%	54,691,591.01	completed	
	1. General Management and Supervision									
	II. Support to Operations									
	III. Operations				Jan 2014		Dec 2015			
	a. Formulation & Monitoring of Policies, Plans & Programs		10,758,000.00					92.12%	9,910,334.98	completed
	b. Production Support Services		213,030,000.00					97.62%	207,952,398.51	completed
	Capital Outlay									
	-Building		6,000,000.00					100.00%	6,000,000.00	completed
-Furniture & Fixture		1,715,000.00					99.97%	1,714,478.00	completed	
-Office Equipment,		150,000.00					99.88%	149,820.00	completed	
-Machineries & Equipment		1,500,000.00					100.00%	1,500,000.00	completed	
c. Market Development Services		19,700,000.00					99.87%	19,673,665.09	completed	
d. Extension Support, Education & Training Services		32,594,000.00					98.73%	32,180,940.92	completed	
e. Research and Development		72,286,000.00					99.64%	72,022,527.66	completed	
B. PROJECT										
1. Foreign Assisted Projects				Jan 2014		Dec 2015				
a. United States Public Law 480 (PL480)										
1. Strengthening of Livestock Biotechnology Center			99,000,000.00				97.30%	96,323,117.54	completed	
TOTAL 2014 GAA			511,903,881.00				98.09%	502,118,873.71	The balance will be reverted to National Government	

N.

f

W

Commission on Audit
Regional Office No. III/Stand Alone Agencies
Consolidated Quarterly Report on Government Projects/Programs/Activities
2014 GAA Continuing Appropriation
For the 4th Quarter, CY 2015

Agency/Address	Project/Program/Activity Name	Location	Total Cost	Date Started	No. of Extension	Target Completion Date	Project Status		Remarks
							% Completion	Total Cost Incurred to Date	
PHILIPPINE CARABAO CENTER Nueva Ecija	B. PROJECTS								
	1. Foreign Assisted Projects								
	a. United States Public Law 480 (PL480)								
	1. Strengthening of Livestock Biotechnology Center From DA	Nueva Ecija	148,200,000.00	2008	3	2015	93.39%	138,404,244.89	completed
	From NAFC		88,000,000.00	2010		2015	93.63%	82,392,711.71	Balance was returned back to DA per OR# 1615702 on-going (extension for this project has been requested)
	1. Locally Funded Projects			On-going					
	a. PPP in the application of Animal Genomics to Increase Productivity and Improve Efficiency of the Philippine Swine Industry	Nueva Ecija	31,000,002.00	2013		2015	83.71%	25,950,535.26	on-going
	b. Science & Technology Community based S&T Farm (STCBF)	Nueva Ecija, Leyte, Bohol, Laguna	6,037,766.00	2013		2015	57.34%	3,462,330.69	on-going
c. Techno Mart	Nueva Ecija, Laguna	6,652,464.00	2013		2015	94.04%	6,256,177.14	on-going	
d. DA funded projects (Improving AI and Biotechnology projects)	Nueva Ecija	19,552,068.52	2015		2016-2018	42.26%	8,263,129.31	on-going	
e. PCAARRD - Application of Genomic Information in Dairy Buffalo Breeding Program	Nueva Ecija	7,840,821.00	2015		2017	75.53%	5,922,253.22	on-going	
TOTAL PROJECTS			307,283,121.52				88.08%	270,651,382.22	-

Prepared by:

AIMEE T. FULGENCIO
Budget Officer

Certified correct:


LIZA G. BATTAD
Chief, Planning & Special Projects Division


Certified correct:


JEAN G. GASMEÑA
Chief, Administrative & Finance Division


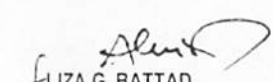
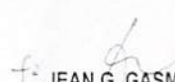
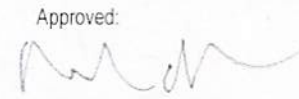
Approved:


ARNEL N. DEL BARRIO
Acting Executive Director

Commission on Audit
 Regional Office No. III/Stand Alone Agencies
 Consolidated Quarterly Report on Government Projects/Programs/Activities
2015 GAA
 For the 3rd Quarter, CY 2015

PHILIPPINE COMMISSION ON AUDIT
 Office of the Auditor General
RECEIVED
OCT 12 2015
 BY: 

Agency/Address	Project/Program/Activity Name	Location	Total Cost	Date Started	No. of Extension	Target Completion Date	Project Status		Remarks
							% Completion	Total Cost Incurred to Date	
PHILIPPINE CARABAO CENTER Science City of Munoz Nueva Ecija	A. PROGRAM, GAA			Jan 2015		Dec 2016			
	I. General Administration and Support								
	a. General Administration & Support Services								
	1. General Management and Supervision		27,325,000.00				74.61%	20,387,552.14	
	MPBF		4,636,698.00				100.01%	4,637,065.96	
	II. Support to Operations								
	III. Operations				Jan 2015		Dec 2016		
	a. Formulation & Monitoring of Policies, Plans & Programs		9,926,000.00				78.08%	7,750,218.74	
	b. Production Support Services		206,364,000.00				85.87%	177,201,885.02	
	Capital Outlay								
	-Office Equipment,		6,000,000.00				91.86%	5,511,705.00	
	-Other Machineries & Equipment		10,000,000.00				40.00%	4,000,000.00	
c. Market Development Services		12,230,000.00				34.79%	4,254,350.94		
d. Extension Support, Education & Training Services		14,360,000.00				33.22%	4,769,823.41		
e. Research and Development		88,189,000.00				60.93%	53,737,592.94		
Capital Outlay									
-Technical & Scientific equipment		30,400,000.00				84.71%	25,751,098.84		
TOTAL 2015 GAA			409,430,698.00				75.23%	308,001,292.99	


Prepared by:  AIMEE T. FULGENCIO Budget Officer	Certified correct:  LIZA G. BATTAD Chief, Planning & Special Projects Division	Certified correct:  JEAN G. GASMENA Chief, Administrative & Finance Division	Approved:  ARNEL N. DEL BARRIO Acting Executive Director
--	---	---	---

Commission on Audit
Regional Office No. III/Stand Alone Agencies
Consolidated Quarterly Report on Government Projects/Programs/Activities
2014 GAA Continuing Appropriation
For the 3rd Quarter, CY 2015

Agency/Address	Project/Program/Activity Name	Location	Total Cost	Date Started	No. of Extension	Target Completion Date	Project Status		Remarks
							% Completion	Total Cost Incurred to Date	
PHILIPPINE CARABAO CENTER Science City of Munoz Nueva Ecija	A. PROGRAM, GAA			Jan 2014		Dec 2015			
	I. General Administration and Support								
	a. General Administration & Support Services		55,170,881.00				99.12%	54,685,077.31	
	1. General Management and Supervision								
	II. Support to Operations								
	III. Operations				Jan 2014		Dec 2015		
	a. Formulation & Monitoring of Policies, Plans & Programs		10,758,000.00				79.63%	8,566,907.83	
	b. Production Support Services		213,030,000.00				97.62%	207,955,962.00	
	Capital Outlay								
	-Building		6,000,000.00				100.00%	6,000,000.00	
	-Furniture & Fixture		1,715,000.00				42.04%	720,960.00	
-Office Equipment,		150,000.00				60.55%	90,820.00		
-Machineries & Equipment		1,500,000.00				96.20%	1,443,000.00		
c. Market Development Services		19,700,000.00				98.34%	19,373,715.09		
d. Extension Support, Education & Training Services		32,594,000.00				98.73%	32,180,940.92		
e. Research and Development		72,286,000.00				99.64%	72,022,527.66		
B. PROJECT									
1. Foreign Assisted Projects				Jan 2014		Dec 2015			
a. United States Public Law 480 (PL480)									
1. Strengthening of Livestock Biotechnology Center		99,000,000.00				89.00%	88,112,612.56		
TOTAL 2014 GAA			511,903,881.00				95.95%	491,152,523.37	

A-

Commission on Audit
 Regional Office No. III/Stand Alone Agencies
 Consolidated Quarterly Report on Government Projects/Programs/Activities
 2014 GAA Continuing Appropriation
 For the 3rd Quarter, CY 2015

PHILIPPINE CARABAO CENTER
 Office of The AUDITOR
 OCT 12 2015
 BY: 

Agency/Address	Project/Program/Activity Name	Location	Total Cost	Date Started	No. of Extension	Target Completion Date	Project Status		Remarks
							% Completion	Total Cost Incurred to Date	
PHILIPPINE CARABAO CENTER Nueva Ecija	B. PROJECTS								
	1. Foreign Assisted Projects			On-going					
	a. United States Public Law 480 (PL480)								
	1. Strengthening of Livestock Biotechnology Center	Nueva Ecija							
	From DA		148,200,000.00	2008	3	2015	98.86%	146,508,965.28	
	From NAFC		88,000,000.00	2010		2015	92.35%	81,271,030.05	
	1. Locally Funded Projects			On-going					
	a. PPP in the application of Animal Genomics to Increase Productivity and Improve Efficiency of the Philippine Swine Industry	Nueva Ecija	31,000,002.00	2013		2015	74.52%	23,102,068.82	
b. Science & Technology Community based S&T Farm (STCBF)	Nueva Ecija, Leyte, Bohol, Laguna	6,037,766.00	2013		2015	53.88%	3,252,871.16		
c. Techno Mart	Nueva Ecija, Laguna	6,652,464.00	2013		2015	87.78%	5,839,452.38		
d. DA funded projects (Improving AI and Biotechnology projects)	Nueva Ecija	10,141,266.52	2015		2016-2018	59.04%	5,987,517.47		
e. PCAARRD - Application of Genomic Information in Dairy Buffalo Breeding Program	Nueva Ecija	7,840,821.00	2015		2017	75.53%	5,922,253.22		
TOTAL PROJECTS			297,872,319.52				91.28%	271,884,158.38	-

Prepared by:


AIMEE T. FULGENCIO
 Budget Officer


Certified correct:


LIZA G. BATTAD
 Chief, Planning & Special Projects Division

Certified correct:


JEAN G. GASMEÑA
 Chief, Administrative & Finance Division

Approved:


ARNEL N. DEL BARRIO
 Acting Executive Director

Received: 7.14.2015

Commission on Audit
 Regional Office No. III/Stand Alone Agencies
 Consolidated Quarterly Report on Government Projects/Programs/Activities
2015 GAA
 For the 2nd Quarter, CY 2015

Agency/Address	Project/Program/Activity Name	Location	Total Cost	Date Started	No. of Extension	Target Completion Date	Project Status		Remarks
							% Completion	Total Cost Incurred to Date	
PHILIPPINE CARABAO CENTER Science City of Munoz Nueva Ecija	A. PROGRAM, GAA								
	I. General Administration and Support			Jan 2015		Dec 2016			
	a. General Administration & Support Services		27,325,000.00				63.20%	17,268,792.78	
	1. General Management and Supervision								
	II. Support to Operations								
	III. Operations				Jan 2015	Dec 2016			
	a. Formulation & Monitoring of Policies, Plans & Programs		9,926,000.00				54.32%	5,392,279.73	
	b. Production Support Services		206,364,000.00				69.92%	144,297,802.72	
	Capital Outlay								
	-Office Equipment,		6,000,000.00				88.75%	5,325,182.00	
-Other Machineries & Equipment		10,000,000.00				0.00%			
c. Market Development Services		12,230,000.00				24.51%	2,997,214.53		
d. Extension Support, Education & Training Services		14,360,000.00				24.18%	3,472,347.49		
e. Research and Development		88,189,000.00				40.29%	35,530,702.23		
Capital Outlay									
-Technical & Scientific equipment		30,400,000.00				5.94%	1,806,187.79		
TOTAL 2015 GAA			404,794,000.00				53.38%	216,090,509.27	

Prepared by:


AIMEE T. FULGENCIO
 Budget Officer


Certified correct:


LIZA G. BATTAD
 Chief, Planning & Special Projects Division

Certified correct:


JEAN G. GASMENA
 Chief, Administrative & Finance Division

Approved:






ARNEL N. DEL BARRIO
 Acting Executive Director

Commission on Audit
Regional Office No. III/Stand Alone Agencies
Consolidated Quarterly Report on Government Projects/Programs/Activities
2014 GAA Continuing Appropriation
For the 2nd Quarter, CY 2015


Agency/Address	Project/Program/Activity Name	Location	Total Cost	Date Started	No. of Extension	Target Completion Date	Project Status		Remarks
							% Completion	Total Cost Incurred to Date	
PHILIPPINE CARABAO CENTER Science City of Munoz Nueva Ecija	A. PROGRAM, GAA			Jan 2014		Dec 2015			
	I. General Administration and Support								
	a. General Administration & Support Services		55,170,881.00				99.10%	54,675,946.03	
	1. General Management and Supervision								
	II. Support to Operations								
	III. Operations				Jan 2014		Dec 2015		
	a. Formulation & Monitoring of Policies, Plans & Programs		10,758,000.00				79.63%	8,566,907.83	
	b. Production Support Services		213,030,000.00				97.27%	207,204,098.51	
	Capital Outlay								
	-Building		6,000,000.00				100.00%	6,000,000.00	
-Furniture & Fixture		1,715,000.00				42.04%	720,960.00		
-Office Equipment,		150,000.00				60.55%	90,820.00		
-Machineries & Equipment		1,500,000.00				93.87%	1,408,000.00		
c. Market Development Services		19,700,000.00				96.85%	19,079,465.09		
d. Extension Support, Education & Training Services		32,594,000.00				92.60%	30,180,940.92		
e. Research and Development		72,286,000.00				98.79%	71,407,945.17		
B. PROJECT									
1. Foreign Assisted Projects									
a. United States Public Law 480 (PL480)				Jan 2014		Dec 2015			
1. Strengthening of Livestock Biotechnology Center			99,000,000.00				86.62%	85,752,139.76	
TOTAL 2014 GAA			511,903,881.00				94.76%	485,087,223.31	

Commission on Audit
Regional Office No. III/Stand Alone Agencies
Consolidated Quarterly Report on Government Projects/Programs/Activities
2014 GAA Continuing Appropriation
For the 2nd Quarter, CY 2015


Agency/Address	Project/Program/Activity Name	Location	Total Cost	Date Started	No. of Extension	Target Completion Date	Project Status		Remarks
							% Completion	Total Cost Incurred to Date	
PHILIPPINE CARABAO CENTER Nueva Ecija	B. PROJECTS								
	1. Foreign Assisted Projects			On-going					
	a. United States Public Law 480 (PL480)								
	1. Strengthening of Livestock Biotechnology Center	Nueva Ecija							
	From DA		148,200,000.00	2008	3	2015	92.25%	136,713,210.17	
	From NAFC		88,000,000.00	2010		2015	91.08%	80,148,321.43	
	1. Locally Funded Projects			On-going					
	a. PPP in the application of Animal Genomics to Increase Productivity and Improve Efficiency of the Philippine Swine Industry	Nueva Ecija	31,000,002.00	2013		2015	67.42%	20,900,515.47	
b. Science & Technology Community based S&T Farm (STCBF)	Nueva Ecija, Leyte, Bohol, Laguna	6,037,766.00	2013		2015	51.55%	3,112,681.53		
c. Techno Mart	Nueva Ecija, Laguna	6,652,464.00	2013		2015	81.35%	5,411,450.63		
d. DA funded projects (Improving AI and Biotechnology projects)	Nueva Ecija	10,141,266.52	2015		2016-2018	38.81%	3,935,420.47		
e. PCAARRD - Application of Genomic Information in Dairy Buffalo Breeding Program	Nueva Ecija	7,840,821.00	2015		2017	10.60%	830,784.96		
TOTAL PROJECTS			297,872,319.52				84.28%	251,052,384.66	-


Prepared by:  AIMEE T. FULGENCIO Budget Officer	Certified correct:  LIZA G. BATTAD Chief, Planning & Special Projects Division	Certified correct:  JEAN G. GASMENA Chief, Administrative & Finance Division	Approved:  ARNEL N. DEL BARRIO Acting Executive Director
--	---	---	---


Commission on Audit
 Regional Office No. III/Stand Alone Agencies
 Consolidated Quarterly Report on Government Projects/Programs/Activities
2015 GAA
 For the 1st Quarter, CY 2015

PHILIPPINE CARABAO CENTER
 Office of The AUDITOR
RECEIVED
APR 10 2015
 BY: 

Agency/Address	Project/Program/Activity Name	Location	Total Cost	Date Started	No. of Extension	Target Completion Date	Project Status		Remarks
							% Completion	Total Cost Incurred to Date	
PHILIPPINE CARABAO CENTER Science City of Munoz Nueva Ecija	A. PROGRAM, GAA			Jan 2015		Dec 2016			
	I. General Administration and Support								
	a. General Administration & Support Services		27,325,000.00				29.79%	8,140,046.14	
	1. General Management and Supervision								
	II. Support to Operations								
	III. Operations				Jan 2015		Dec 2016		
	a. Formulation & Monitoring of Policies, Plans & Programs		9,926,000.00				29.71%	2,949,295.25	
	b. Production Support Services		206,364,000.00				40.25%	83,070,656.99	
	Capital Outlay								
	-Office Equipment,		6,000,000.00				87.40%	5,243,764.00	
-Other Machineries & Equipment		10,000,000.00				0.00%			
c. Market Development Services		12,230,000.00				13.16%	1,609,482.86		
d. Extension Support, Education & Training Services		14,360,000.00				13.73%	1,971,722.66		
e. Research and Development		88,189,000.00				19.12%	16,860,369.50		
Capital Outlay									
-Technical & Scientific equipment		30,400,000.00				0.00%	-		
TOTAL 2015 GAA			404,794,000.00				29.61%	119,845,337.40	

Prepared by:

AIMEE T. FULGENCIO
 Budget Officer

Certified correct:

LIZA G. BATTAD
 Chief, Planning & Special Projects Division

Certified correct:

JEAN G. GASMENA
 Chief, Administrative & Finance Division

Approved:

ARNEL N. DEL BARRIO
 Acting Executive Director

Commission on Audit
Regional Office No. III/Stand Alone Agencies
Consolidated Quarterly Report on Government Projects/Programs/Activities
2014 GAA Continuing Appropriation
For the 1st Quarter, CY 2015


Agency/Address	Project/Program/Activity Name	Location	Total Cost	Date Started	No. of Extension	Target Completion Date	Project Status		Remarks
							% Completion	Total Cost Incurred to Date	
PHILIPPINE CARABAO CENTER Science City of Munoz Nueva Ecija	A. PROGRAM, GAA			Jan 2014		Dec 2015			
	I. General Administration and Support								
	a. General Administration & Support Services		55,170,881.00				99.05%	54,647,741.03	
	1. General Management and Supervision								
	II. Support to Operations								
	III. Operations				Jan 2014		Dec 2015		
	a. Formulation & Monitoring of Policies, Plans & Programs		10,758,000.00				78.36%	8,430,102.83	
	b. Production Support Services		213,030,000.00				97.26%	207,203,073.95	
	Capital Outlay								
	-Building		6,000,000.00				100.00%	6,000,000.00	
	-Furniture & Fixture		1,715,000.00				42.04%	720,960.00	
-Office Equipment,		150,000.00				60.55%	90,820.00		
-Machineries & Equipment		1,500,000.00				93.87%	1,408,000.00		
c. Market Development Services		19,700,000.00				95.32%	18,778,565.09		
d. Extension Support, Education & Training Services		32,594,000.00				92.60%	30,180,940.92		
e. Research and Development		72,286,000.00				98.78%	71,406,754.17		
B. PROJECT									
1. Foreign Assisted Projects				Jan 2014		Dec 2015			
a. United States Public Law 480 (PL480)									
1. Strengthening of Livestock Biotechnology Center		99,000,000.00				85.22%	84,369,900.23		
TOTAL 2014 GAA			511,903,881.00				94.40%	483,236,858.22	

11.

Commission on Audit
Regional Office No. III/Stand Alone Agencies
Consolidated Quarterly Report on Government Projects/Programs/Activities
2014 GAA Continuing Appropriation
For the 1st Quarter, CY 2015

Agency/Address	Project/Program/Activity Name	Location	Total Cost	Date Started	No. of Extension	Target Completion Date	Project Status		Remarks
							% Completion	Total Cost Incurred to Date	
PHILIPPINE CARABAO CENTER Nueva Ecija	B. PROJECTS								
	1. Foreign Assisted Projects			On-going					
	a. United States Public Law 480 (PL480)								
	1. Strengthening of Livestock Biotechnology Center	Nueva Ecija							
	From DA		148,200,000.00	2008	3	2015	92.25%	136,713,210.17	
	From NAFC		88,000,000.00	2010		2015	91.08%	80,148,321.43	
	1. Locally Funded Projects				On-going				
a. PPP in the application of Animal Genomics to Increase Productivity and Improve Efficiency of the Philippine Swine Industry	Nueva Ecija	31,000,002.00	2013		2015	56.09%	17,387,044.66		
b. Science & Technology Community based S&T Farm (STCBF)	Nueva Ecija, Leyte, Bohol, Laguna	6,037,766.00	2013		2015	48.60%	2,934,476.15		
c. Techno Mart	Nueva Ecija, Laguna	6,652,464.00	2013		2015	70.10%	4,663,234.64		
d. DA funded projects (Improving AI and Biotechnology projects)	Nueva Ecija	8,535,904.60	2015		2016-2018	33.13%	2,827,823.64		
e. PCAARRD - Application of Genomic Information in Dairy Buffalo Breeding Program	Nueva Ecija	7,840,821.00	2015		2017	5.51%	431,807.46		
TOTAL PROJECTS			296,266,957.60				82.73%	245,105,918.15	-

Prepared by:


AIMEE T. FULGENCIO
Budget Officer

Certified correct:


ELIZA G. BATTAD
Chief, Planning & Special Projects Division

Certified correct:


JEAN G. GASMENA
Chief, Administrative & Finance Division

Approved:


ARNEL N. DEL BARRIO
Acting Executive Director