

QUARTERLY REPORT OF REVENUE AND OTHER RECEIPTS
As of the Quarter Ending December 31, 2016
(In Pesos)

Department: Department of Agriculture (DA)							Agency: Philippine Carabao Center						
Operating Unit: N/A							Organization Code (UACS): 050100000000						
CLASSIFICATION / SOURCES OF REVENUE AND OTHER RECEIPTS	UACS Code	REVENUE TARGET (Annual)	ACTUAL REVENUE AND OTHER RECEIPTS COLLECTIONS					CUMULATIVE REMITTANCE /DEPOSITS TO DATE			VARIANCE		REMARKS
			1st Quarter	2nd Quarter	3rd Quarter	4th Quarter	TOTAL	Remittance to BTr	Deposited with AGDB	Total	Amount	%	
1	2	3	4	5	6	7	8=(4+5+6+7)	9	10	11=(9+10)	12=(8-3)	13=(12/3)	14
General Fund (formerly Fund 101)													
Others	4020221099				54,728.01	29,843.74	84,571.75	70,044.27	14,527.48	84,571.75	84,571.75		Interest Income
Other Gains	4050199000					470,986.64	470,986.64		470,986.64	470,986.64	470,986.64		Liquidated damages and sales of used sacks and ink cartridges
Special Account in the General Fund (formerly Fund 105, 183, 401, 151-159)													
Off-Budget Accounts (formerly Fund 161 to 164, etc.)													
Others	4020221099				89,806.47	61,301.21	151,107.68		151,107.68	151,107.68	151,107.68		Interest Income
Other Business Income	4020299099	95,530,000.00	21,463,049.41	21,452,509.62	23,207,442.33	23,837,503.16	89,960,504.52		89,960,504.52	89,960,504.52	(5,569,495.48)	-0.06	Revolving Fund
Other Gains	4050199000					28,730.73	28,730.73		28,730.73	28,730.73	28,730.73		Liquidated Damages
Custodial Funds (formerly Fund 101-184, 187)													
TOTAL		95,530,000.00	21,463,049.41	21,452,509.62	23,351,976.81	24,428,365.48	90,695,901.32	70,044.27	90,625,857.05	90,695,901.32	(4,834,098.68)	-0.05	

Certified Correct:



RIVERA/CHERRY PEARL

Agency Chief Accountant

Date: 30/Jan/2017

Approved By:



DEL BARRIO, ARNEL

Head of Agency/Department Secretary

Date: 30/Jan/2017

PART B

P

QUARTERLY PHYSICAL REPORT OF OPERATION
As of December 31, 2016

BAR 1

Department : Department of Agriculture
Agency : Philippine Carabao Center
Operating Unit :
Organizational Code (UACS) : 050100000000

x Current Year Appropriations
Supplemental Appropriations
Continuing Appropriations
Off-Budget Account

PARTICULARS	UACS CODE	PHYSICAL TARGETS (CY 2016)					PHYSICAL ACCOMPLISHMENTS					Variance for the Quarter ending December 31, 2016	P
		1ST	2ND	3RD	4TH	Total	1ST	2ND	3RD	4TH	Total		
1	2	3	4	5	6	7=(3+4+5+6)	8	9	10	11	12=(8+9+10+11)	13	
PROGRAMS													
Poverty Reduction and Empowerment of the Poor and Vulnerable KRA2													
Beneficiaries directly provided with support facilities		12,949	29,572	51,154	86,325	180,000	28,704	52,941	40,111	65,362	187,118	(20,963)	117,955 clients served
Quality: % of clients who rate the technical advisory service as satisfactory or better					85%	85%				90%			
Timeliness: % of farmers' requests for technical assistance responded to within 3 days					90%	90%				94%			
A. Genetic Improvement Program													
1. Fast Track Dairy Herd Build-up													
a. Semen straws distributed		57,500	57,500	57,500	57,500	230,000	57,936	43,806	57,537	71,554	230,833	14,054	
B. Production related R&D													
1. Research facilities													
a. Upgraded		6	6	6	6	6	6	6	6	6	6	6	-
b. Maintained		4	4	4	4	4	4	4	4	4	4	4	-
2. On-going research projects/studies		13	14	13	14	54	15	13	14	14	56	-	-
3. New research projects/studies		8	8	8	5	29	7	9	10	5	31	-	-
4. Completed researches		5	5	5	5	20	6	4	4	6	20	1	-
5. ICT													
a. Info/database system developed		6	6	6	6	6	6	6	6	6	6	6	-
b. ICT facilities maintained		3	3	3	3	3	3	3	3	3	3	3	-
1.2 Market Development Services													
<i>Increase in no. of organized groups registered in carabao-based enterprises from previous year</i>													
<i>Increase in sales of carabao-based products</i>													
OUTPUT INDICATORS													
Organized groups provided with marketing assistance		170	170	170	170	170	139	175	184	189	189	19	-
INPUT INDICATORS													
<i>Provision of relevant measures to strengthen organization and marketing capacities of coops and farmer groups to engaged in viable carabao-based enterprises</i>													
A. Farmer-cooperatives/groups maintained													
1. volume of milk produced		512,689	944,427	674,590	566,656	2,698,362	528,228	550,658	514,874	1,111,346	2,705,106	544,690	
2. value of products sold		29,596,449	54,519,774	38,942,695	32,711,864	155,770,782	33,272,575	37,697,175	52,346,419	44,466,712	167,782,882	11,754,848	
B. Farmers/group members directly benefitted		4,215	4,215	4,215	4,215	4,215	4,187	4,469	4,734	4,799	4,799	584	

PARTICULARS	UACS CODE	PHYSICAL TARGETS (CY 2016)					PHYSICAL ACCOMPLISHMENTS					Variance for the Quarter ending December 31, 2016	P
		1ST	2ND	3RD	4TH	Total	1ST	2ND	3RD	4TH	Total		
1	2	3	4	5	6	7=(3+4+5+6)	8	9	10	11	12=(8+9+10+11)	13	
1.3 Extension Support, Education and Training Services													
<i>Increase in no. of trainees/clients</i>													
OUTPUT INDICATORS													
A. Participants trained													
1. Farmers		1,363	2,721	4,081	5,442	13,607	2,243	5,406	3,786	3,604	15,039	(1,838)	
2. Extension personnel		100	100	100	100	400	101	100	102	88	391	(12)	
Quantity: No. of individuals trained		1,463	2,821	4,181	5,542	14,007	3,396	5,727	3,790	3,893	16,806	(1,649)	
Quality : % of training courses attendees who rate the training as good or better					85%	85%				94%	94%	9%	
Timeliness : % of training completed as scheduled					90%	90%				91%	91%	1%	
B. Adoption rate													
1. Training					88%	88%				94%	94%		
2. Technology demonstration					88%	88%				93%	93%		
1.4 Other Infrastructure & PostHarvest Development Services													
A. Post Harvest Facilities		2	2	2	2	2	2	2	2	2	2	-	
B. Bull Farm		1	1	1	1	1	1	1	2	1	1	-	
1.5: Plans and policies developed, implemented, monitored and evaluated													
A. Evaluation studies conducted				1	1	2				2	2	-	
B. Policy Formulation and Advocacy Services													
a. Plans, Programs and projects approved and endorsed				2	2	4			2	2	4	-	
b. Stakeholders' /public consultations and workshops conducted		1	1	1	1	4	1		1	1	4	-	

Prepared by:



LIZA G. BAITAD
Planning Officer

Approved by:



ARNEL N. DEL BARRIO
Executive Director

Department : Department of Agriculture
 Agency : Philippine Carabao Center
 Operating Unit :
 Organizational Code (UACS) : 050100000000

x
 Current Year Appropriations
 Supplemental Appropriations
 Continuing Appropriations
 Off-Budget Account

PARTICULARS	UACS CODE	PHYSICAL TARGETS (CY 2016)					PHYSICAL ACCOMPLISHMENTS					Variance for the Quarter ending December 31, 2016	Remarks
		1ST	2ND	3RD	4TH	Total	1ST	2ND	3RD	4TH	Total		
1	2	3	4	5	6	7=(3+4+5+6)	8	9	10	11	12=(8+9+10+11)	13	
PROGRAMS													
MFO 1: Production Support Services													
Beneficiaries directly provided with support facilities		12,949	29,572	51,154	86,325	180,000	28,704	52,941	40,111	65,362	187,118	(20,963)	117,955 clients served
Quality: % of clients who rate the technical advisory service as satisfactory or better					85%	85%				90%			
Timeliness: % of farmers' requests for technical assistance responded to within 3 days					90%	90%				94%			
A. Genetic Improvement Program													
1. Fast Track Dairy Herd Build-up													
a. Semen straws distributed		57,500	57,500	57,500	57,500	230,000	57,936	43,806	57,537.00	71,554	230,833	14,054	
B. Production related R&D													
1. Research facilities													
a. Upgraded		6	6	6	6	6	6	6	6	6	6	-	
b. Maintained		4	4	4	4	4	4	4	4	4	4	-	
2. On-going research projects/studies		13	14	13	14	54	15	13	14	14	56	-	
3. New research projects/studies		8	8	8	5	29	7	9	10	5	31	-	
4. Completed researches		5	5	5	5	20	6	4	4	6	20	1	
5. ICT													
a. Info/database system developed		6	6	6	6	6	6	6	6	6	6	-	
b. ICT facilities maintained		3	3	3	3	3	3	3	3	3	3	-	
1.2 Market Development Services													
<i>Increase in no. of organized groups engaged in carabao-based enterprises from previous year</i>													
<i>Increase in sales of carabao-based products</i>													
OUTPUT INDICATORS													
Organized groups provided with marketing assistance		170	170	170	170	170	139	175	184	189	189	19	
INPUT INDICATORS													
<i>Provision of relevant measures to strengthen organization and marketing capacities of coops and farmer groups to engaged in viable carabao-based enterprises</i>													
A. Farmer-cooperatives/groups maintained													
1. volume of milk produced		512,689	944,427	674,590	566,656	2,698,362	528,228	550,657.80	514,874.33	1,111,346	2,705,106	544,690	
2. value of products sold		29,596,449	54,519,774	38,942,695	32,711,864	155,770,782	33,272,575	37,697,175.49	52,346,418.73	44,466,712	167,782,882	11,754,848	
B. Farmers/group members directly benefitted		4,215	4,215	4,215	4,215	4,215	4,187	4,469	4,734	4,799	4,799	584	
1.3 Extension Support, Education and Training Services													
<i>Increase in no. of trainees/clients</i>													

QUARTERLY REPORT OF REVENUE AND OTHER RECEIPTS
As of the Quarter Ending September 30, 2016


Department : Department of Agriculture
 Agency : Philippine Carabao Center
 Operating Unit :
 Organizational Code (UACS) : 050100000000

CLASSIFICATION / SOURCES OF REVENUE AND OTHER RECEIPTS	UACS Code	REVENUE TARGET (Annual)	ACTUAL REVENUE AND OTHER RECEIPTS COLLECTIONS					CUMULATIVE REMITTANCE / DEPOSITS TO DATE			VARIANCE		REMARKS
			1st Quarter	2nd Quarter	3rd Quarter	4th Quarter	Total	Remittance to Btr	Deposited with AGDB	Total	Amount	%	
1	2	3	4	5	6	7	8=(4+5+6+7)	9	10	11=(9+10)	12=(8-3)	13=(12 / 3)	14
A. General Fund (formerly Fund 101)													
Tax													
Documentary Stamp Tax	40104010 00	none											
Non-Tax													
Permit Fees Import	40201010 01	none											
Miscellaneous Income (Interest Income)	40609990 00	2,229,000.00			54,728.01		54,728.01		54,728.01	54,728.01	(2,174,271.99)	-98%	
B. Special Account in the General Fund (formerly Fund 105, 183, 401, 151-159)													
Tax													
Non-Tax													
C. Off-Budget Accounts (formerly Fund 161 to 164, etc.)													
Other Business Income (Revolving Fund)	40202990 99	95,530,000.00	21,463,049.41	21,452,509.62	23,207,442.33		66,123,001.36	-	66,123,001.36	66,123,001.36	(29,406,998.64)	-31%	Revolving Fund
Interest Income (Revolving Fund)	40202210 00				89,806.47		89,806.47		89,806.47	89,806.47			
D. Custodial Funds (formerly Fund 101-184, 187)													
TOTAL													
		97,759,000.00	21,463,049.41	21,452,509.62	23,351,976.81	-	66,267,535.84	-	66,267,535.84	66,267,535.84	(31,581,270.63)		

Certified Correct:


JEAN G. GASMEÑA
 Chief Accountant/Chief, AFD


Approved by:



ARNEL N. DEL BARRIO
 Acting Executive Director

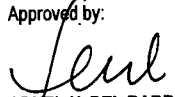
QUARTERLY REPORT OF REVENUE AND OTHER RECEIPTS
As of the Quarter Ending June 30, 2016

Department : Department of Agriculture
 Agency : Philippine Carabao Center
 Operating Unit :
 Organizational Code (UACS) : 050100000000

CLASSIFICATION / SOURCES OF REVENUE AND OTHER RECEIPTS	UACS Code	REVENUE TARGET (Annual)	ACTUAL REVENUE AND OTHER RECEIPTS COLLECTIONS					CUMULATIVE REMITTANCE / DEPOSITS TO DATE			VARIANCE		REMARKS
			1st Quarter	2nd Quarter	3rd Quarter	4th Quarter	Total	Remittance to Btr	Deposited with AGDB	Total	Amount	%	
1	2	3	4	5	6	7	8=(4+5+6+7)	9	10	11=(9+10)	12=(8-3)	13=(12/3)	14
A. General Fund (formerly Fund 101)													
Tax													
Documentary Stamp Tax	40104010 00	none											
Non-Tax													
Permit Fees Import	40201010 01	none											
B. Special Account in the General Fund (formerly Fund 105, 183, 401, 151-159)													
Tax													
		none											
Non-Tax													
		none											
C. Off-Budget Accounts (formerly Fund 161 to 164, etc.)													
Other Business Income (Revolving Fund)	40202990 99	95,530,000.00	21,463,049.41	21,452,509.62			42,915,559.03	-	-	-	(52,614,440.97)	-55%	Revolving Fund
D. Custodial Funds (formerly Fund 101-184, 187)													
		none											
TOTAL		95,530,000.00	21,463,049.41	21,452,509.62	-	-	42,915,559.03	-	-	-	(52,614,440.97)		

Prepared by:

 CHERRY PEARL C. RIVERA
 Accountant II


Certified Correct:

 JEAN G. GASMEÑA
 Chief Accountant/Chief, AFD


Approved by:

 ARNEL N. DEL BARRIO
 Acting Executive Director


QUARTERLY REPORT OF REVENUE AND OTHER RECEIPTS
As of the Quarter Ending March 31, 2016

Department : Department of Agriculture
 Agency : Philippine Carabao Center
 Operating Unit :
 Organizational Code (UACS) : 050100000000

CLASSIFICATION / SOURCES OF REVENUE AND OTHER RECEIPTS	UACS Code	REVENUE TARGET (Annual)	ACTUAL REVENUE AND OTHER RECEIPTS COLLECTIONS					CUMULATIVE REMITTANCE / DEPOSITS TO DATE			VARIANCE		REMARKS
			1st Quarter	2nd Quarter	3rd Quarter	4th Quarter	Total	Remittance to Btr	Deposited with AGDB	Total	Amount	%	
1	2	3	4	5	6	7	8=(4+5+6+7)	9	10	11=(9+10)	12=(3-8)	13=(12 / 3)	14
A. General Fund (formerly Fund 101)													
Tax													
Documentary Stamp Tax	40104010 00	none											
Non-Tax													
Permit Fees Import	40201010 01	none											
B. Special Account in the General Fund (formerly Fund 105, 183, 401, 151-159)													
Tax													
		none											
Non-Tax													
		none											
C. Off-Budget Accounts (formerly Fund 161 to 164, etc.)													
Revolving Fund	06207509	95,530,000.00	21,463,049.41				21,463,049.41	-	-	-	74,066,950.59	78%	Revolving Fund
D. Custodial Funds (formerly Fund 101-184, 187)													
		none											
TOTAL		95,530,000.00	21,463,049.41	-	-	-	21,463,049.41	-	-	-	74,066,950.59		

Prepared by:

 CHERRY PEARL C. RIVERA
 Accountant II

Certified Correct:

 JEAN G. GASMEÑA
 Chief Accountant/Chief, AFD

Approved by:

 ARNEL N. DEL BARRIO
 Acting Executive Director