

STATEMENT OF APPROPRIATIONS, ALLOTMENTS, OBLIGATIONS, DISBURSEMENTS AND BALANCES

As of the Quarter Ending December 31, 2014

Department : Department of Agriculture
Agency : Philippine Carabao Center
Operating Unit :
Organizational Code (UACS) : 05010000000
Funding Source Code : 01101101

Legend table: X Current Year Appropriation, Supplemental Appropriation, Continuing Appropriation

Main data table with columns: Particulars, UACS Code, Appropriations, Allotments, Current Year Obligations, Current Year Disbursements, Balances. Rows include L AGENCY APPROVED BUDGET, MFO 1: TECHNICAL & SUPPORT SERVICES, and GRAND TOTAL.

*NOTE: Notice of Non-Cash Availment No. 2013-0025275 SARO BMB-E-14-000068

Certified Correct: AIMIE T. FULGENCIO, Budget Officer

Certified Correct: CHERRY PEARL C. RIVERA, Accountant

Recommending Approval: JEANNE BASMENA, Chief, Administrative & Finance Division

Approved by: ARNEL N. DEL BARRIO, Acting Executive Director

STATEMENT OF APPROPRIATIONS, ALLOTMENTS, OBLIGATIONS, DISBURSEMENTS AND BALANCES
As of the Quarter Ending December 31, 2014

Department : Department of Agriculture
Agency : Philippine Carabao Center
Operating Unit :
Organizational Code (UACS) : 0501000000000
Funding Source Code : 01102101

	Current Year Appropriation
	Supplemental Appropriation
x	Continuing Appropriation

Particulars	UACS Code	Appropriations			Allotments					Current Year Obligations					Current Year Disbursements					Balances			
		Approved Appropriation	Adjustments (To) From, (Re)Assignment	Adjusted Appropriation	Allotment Received	Adjustments (Withdrawal, Reassignment)	Transfer To	Transfer From	Adjusted Total Allotments	1st Quarter Ending March 31	2nd Quarter Ending June 30	3rd Quarter Ending Sept. 30	4th Quarter Ending Dec. 31	Total	1st Quarter Ending March 31	2nd Quarter Ending June 30	3rd Quarter Ending Sept. 30	4th Quarter Ending Dec. 31	Total	Unreleased Appropriation	Unobligated Allotment	Unpaid Obligation (15-20)-(23+24)	
1	2	3	4	5=3+4	6	7	8	9	10=6+(-7+8+9)	11	12	13	14	15=(11+12+13+14)	16	17	18	19	20=(16+17+18+19)	21=(5-10)	22=(10-15)	23	24
I. AGENCY APPROVED BUDGET																							
General Administration & Support																							
General Management and Supervision	100010000																						
Personnel Services	501000000	-	-	-	-	-	-	-	-	-	-	-	-	-	-	-	-	-	-	-	-	-	-
Maintenance & Other Operating Expenses	502000000	15,623.56	-	15,623.56	15,623.56	-	-	-	15,623.56	11,804.00	-	3,819.56	-	15,623.56	2,300.00	-	13,323.56	-	15,623.56	-	-	-	-
Capital Outlays	503000000	-	-	-	-	-	-	-	-	-	-	-	-	-	-	-	-	-	-	-	-	-	-
Support to Operations																							
NFO 3: PLANS & POLICIES DEVELOPED, IMPLEMENTED, MONITORED & EVALUATED																							
Planning & Policy Formulation																							
Personnel Services	501000000	-	-	-	-	-	-	-	-	-	-	-	-	-	-	-	-	-	-	-	-	-	-
Maintenance & Other Operating Expenses	502000000	43,600.28	-	43,600.28	43,600.28	-	-	-	43,600.28	-	10,680.00	7,102.21	-	17,782.21	-	980.00	16,802.21	-	17,782.21	-	-	25,818.07	-
Capital Outlays	503000000	-	-	-	-	-	-	-	-	-	-	-	-	-	-	-	-	-	-	-	-	-	-
Program/Project Coordination, Monitoring & Evaluation																							
Personnel Services	501000000	-	-	-	-	-	-	-	-	-	-	-	-	-	-	-	-	-	-	-	-	-	-
Maintenance & Other Operating Expenses	502000000	13,906.45	-	13,906.45	13,906.45	-	-	-	13,906.45	3,303.22	-	10,603.23	-	13,906.45	3,303.22	-	10,603.23	-	13,906.45	-	-	-	-
Capital Outlays	503000000	-	-	-	-	-	-	-	-	-	-	-	-	-	-	-	-	-	-	-	-	-	-
NFO 1: AGRICULTURE & FISHERIES SUPPORT SERVICES																							
Information Management Support System																							
Personnel Services	501000000	-	-	-	-	-	-	-	-	-	-	-	-	-	-	-	-	-	-	-	-	-	-
Maintenance & Other Operating Expenses	502000000	8,275.60	-	8,275.60	8,275.60	-	-	-	8,275.60	-	-	-	-	-	-	-	-	-	-	-	-	8,275.60	-
Capital Outlays	503000000	-	-	-	-	-	-	-	-	-	-	-	-	-	-	-	-	-	-	-	-	-	-
Operations																							
Research & Development																							
Personnel Services	501000000	-	-	-	-	-	-	-	-	-	-	-	-	-	-	-	-	-	-	-	-	-	-
Maintenance & Other Operating Expenses	502000000	25,468.78	-	25,468.78	25,468.78	-	-	-	25,468.78	25,468.78	-	-	-	25,468.78	25,468.78	-	-	-	25,468.78	-	-	-	-
Capital Outlays	503000000	-	-	-	-	-	-	-	-	-	-	-	-	-	-	-	-	-	-	-	-	-	-
Intensification of National Upgrading Program																							
a. Enhancement of Propagation of Brooding Riverine Animals																							
Personnel Services	501000000	-	-	-	-	-	-	-	-	-	-	-	-	-	-	-	-	-	-	-	-	-	-
Maintenance & Other Operating Expenses	502000000	6,470.07	-	6,470.07	6,470.07	-	-	-	6,470.07	2,609.00	-	400.00	-	3,009.00	2,609.00	-	400.00	-	3,009.00	-	-	3,461.07	-
Capital Outlays	503000000	552,272.69	-	552,272.69	552,272.69	-	-	-	552,272.69	396,600.00	126,930.00	23,895.00	-	547,425.00	4,590.00	487,895.00	7,195.00	23,850.00	523,530.00	-	-	4,847.69	23,895.00
b. Strengthening of AI & Natural mating Program																							
Personnel Services	501000000	-	-	-	-	-	-	-	-	-	-	-	-	-	-	-	-	-	-	-	-	-	-
Maintenance & Other Operating Expenses	502000000	683,686.64	-	683,686.64	683,686.64	-	-	-	683,686.64	85,673.14	226,249.38	2,050.00	39,400.00	353,372.52	85,200.97	-	2,050.00	265,649.38	352,900.35	-	-	330,314.12	472.17
Capital Outlays	503000000	1,513,702.25	-	1,513,702.25	1,513,702.25	-	-	-	1,513,702.25	36,600.00	45,888.06	97,900.00	524,200.00	704,488.06	36,600.00	-	93,888.06	574,000.00	704,488.06	-	-	809,214.19	-
Strengthening of Ebo Herd																							
Personnel Services	501000000	-	-	-	-	-	-	-	-	-	-	-	-	-	-	-	-	-	-	-	-	-	-
Maintenance & Other Operating Expenses	502000000	1,004,430.32	-	1,004,430.32	1,004,430.32	-	-	-	1,004,430.32	135,453.43	-	-	-	135,453.43	36,225.00	99,228.43	-	-	135,453.43	-	-	868,976.89	-
Capital Outlays	503000000	-	-	-	-	-	-	-	-	-	-	-	-	-	-	-	-	-	-	-	-	-	-
Carabao Based Enterprises Development																							
Personnel Services	501000000	-	-	-	-	-	-	-	-	-	-	-	-	-	-	-	-	-	-	-	-	-	-
Maintenance & Other Operating Expenses	502000000	285,865.94	-	285,865.94	285,865.94	-	-	-	285,865.94	72,967.65	-	-	-	72,967.65	72,967.65	-	-	-	72,967.65	-	-	212,898.29	-
Capital Outlays	503000000	-	-	-	-	-	-	-	-	-	-	-	-	-	-	-	-	-	-	-	-	-	-
National Livestock Program																							
Personnel Services	501000000	-	-	-	-	-	-	-	-	-	-	-	-	-	-	-	-	-	-	-	-	-	-
Maintenance & Other Operating Expenses	502000000	-	-	-	-	-	-	-	-	-	-	-	-	-	-	-	-	-	-	-	-	-	-
Capital Outlays	503000000	1,512,671.94	-	1,512,671.94	1,512,671.94	-	-	-	1,512,671.94	-	1,476,671.94	-	-	1,476,671.94	-	-	1,476,671.94	-	1,476,671.94	-	-	36,000.00	-
GRAND TOTAL																							
Personnel Services	501000000	5,665,974.52	-	5,665,974.52	5,665,974.52	-	-	-	5,665,974.52	770,479.22	1,886,419.38	145,670.00	563,600.00	3,366,168.50	269,264.62	588,103.43	1,620,934.00	863,499.38	3,341,801.43	-	-	2,299,805.92	24,367.17
Maintenance & Other Operating Expenses	502000000	2,987,327.64	-	2,987,327.64	2,987,327.64	-	-	-	2,987,327.64	337,279.22	238,929.38	23,975.00	39,400.00	637,583.60	226,074.62	100,208.43	43,179.00	265,649.38	637,111.43	-	-	1,449,744.04	472.17
Capital Outlays	503000000	3,578,648.88	-	3,578,648.88	3,578,648.88	-	-	-	3,578,648.88	433,200.00	1,649,490.00	121,695.00	524,200.00	2,728,585.00	41,190.00	487,895.00	1,577,755.00	597,850.00	2,704,690.00	-	-	850,061.88	23,895.00

STATEMENT OF APPROPRIATIONS, ALLOTMENTS, OBLIGATIONS, DISBURSEMENTS AND BALANCES
As of the Quarter Ending December 31, 2014

Department : Department of Agriculture
Agency : Philippine Carabao Center
Operating Unit :
Organizational Code (UACS) : 050100000000
Funding Source Code : 01102101

	Current Year Appropriation
	Supplemental Appropriation
x	Continuing Appropriation

Particulars	UACS Code	Appropriations			Allotments				Current Year Obligations					Current Year Disbursements					Balances				
		Approved Appropriation	Adjustments (Transfer, (To)From, Realignment)	Adjusted Appropriation	Allotment Received	Adjustments (Withdrawal, Realignment)	Transfer To	Transfer From	Adjusted Total Allotments	1st Quarter Ending March 31	2nd Quarter Ending June 30	3rd Quarter Ending Sept. 30	4th Quarter Ending Dec. 31	Total	1st Quarter Ending March 31	2nd Quarter Ending June 30	3rd Quarter Ending Sept. 30	4th Quarter Ending Dec. 31	Total	Unreleased Appropriation	Unobligated Allotment	Unpaid Obligation (15-20)+(23+24)	
																						Dis & Demandable/AP	Not Yet Dis & Demandable
Recapitulation by MFO																							
MFO 1		5,592,844.23	-	5,592,844.23	5,592,844.23	-	-	-	5,592,844.23	755,372.00	1,875,739.38	124,145.00	563,600.00	3,318,856.38	263,661.40	587,123.43	1,580,205.00	663,499.38	3,294,489.21	-	2,273,987.85	-	24,367.17
MFO 3		57,506.73	-	57,506.73	57,506.73	-	-	-	57,506.73	3,303.22	10,680.00	17,705.44	-	31,688.66	3,303.22	980.00	27,405.44	-	31,688.66	-	25,618.07	-	-
OF WHICH:																							
Major Programs/Projects																							
KRA No. 2: Poverty Reduction & Empowerment of the Poor and the Vulnerable																							
Operations																							
MFO 1: AGRICULTURE & FISHERIES SUPPORT SERVICES		5,592,844.23	-	5,592,844.23	5,592,844.23	-	-	-	5,592,844.23	755,372.00	1,875,739.38	141,850.44	563,600.00	3,338,561.82	241,495.64	588,103.43	1,607,610.44	663,499.38	3,360,709.09	-	2,273,987.85	-	24,367.17
Information Management Support System		8,275.60	-	8,275.60	8,275.60	-	-	-	8,275.60	-	-	7,102.21	-	7,102.21	-	980.00	16,802.21	-	17,782.21	-	8,275.60	-	-
Research & Development		25,488.78	-	25,488.78	25,488.78	-	-	-	25,488.78	25,488.78	-	10,603.23	-	36,072.01	3,303.22	-	10,603.23	-	13,908.45	-	-	-	-
Intensification of National Upgrading Program																							
a. Enhancement of Propagation of Breeding Riverine Animals		558,742.76	-	558,742.76	558,742.76	-	-	-	558,742.76	399,209.00	128,930.00	24,295.00	-	550,434.00	7,199.00	487,695.00	7,595.00	23,850.00	526,539.00	-	8,308.78	-	23,695.00
a. Strengthening of AI & Natural Mating Program		2,197,388.89	-	2,197,388.89	2,197,388.89	-	-	-	2,197,388.89	122,273.14	272,137.44	99,850.00	563,600.00	1,057,860.58	121,600.97	-	95,938.06	839,649.38	1,057,388.41	-	1,139,528.31	-	472.17
Strengthening of Elite Herd		1,004,430.32	-	1,004,430.32	1,004,430.32	-	-	-	1,004,430.32	135,453.43	-	-	-	135,453.43	38,225.00	99,228.43	-	-	668,976.89	-	668,976.89	-	-
Carabao Based Enterprises Development		285,865.94	-	285,865.94	285,865.94	-	-	-	285,865.94	72,967.65	-	-	-	72,967.65	72,967.65	-	-	-	72,967.65	-	212,698.29	-	-
National Livestock Program		1,512,671.94	-	1,512,671.94	1,512,671.94	-	-	-	1,512,671.94	-	1,476,671.94	-	-	1,476,671.94	-	-	1,476,671.94	-	1,476,671.94	-	36,000.00	-	-
MFO 3: PLANS & POLICIES DEVELOPED, IMPLEMENTED, MONITORED & EVALUATED		57,506.73	-	57,506.73	57,506.73	-	-	-	57,506.73	3,303.22	10,680.00	17,705.44	-	31,688.66	3,303.22	980.00	27,405.44	-	31,688.66	-	25,618.07	-	-
Planning & Policy Formulation	301030000	43,600.28	-	43,600.28	43,600.28	-	-	-	43,600.28	-	10,680.00	7,102.21	-	17,782.21	-	980.00	16,802.21	-	17,782.21	-	25,618.07	-	-
Program/Project Coordination, Monitoring & Evaluation	301040000	13,906.45	-	13,906.45	13,906.45	-	-	-	13,906.45	3,303.22	-	10,603.23	-	13,906.45	3,303.22	-	10,603.23	-	13,906.45	-	-	-	-

Certified Correct:

AIMEE T. FULGENCIO
Budget Officer

Certified Correct:

CHERRY PEARL C. RIVERA
Accountant

Recommending Approval:

JEAN S. RASMENA
Chief, Administrative & Finance Division

Approved by:


ARNEL N. DEL BARRIO
Acting Executive Director


STATEMENT OF APPROPRIATIONS, ALLOTMENTS, OBLIGATIONS, DISBURSEMENTS AND BALANCES
As of the Quarter Ending December 31, 2014


Department : Department of Agriculture
Agency : Philippine Carabao Center
Operating Unit :
Organizational Code (UACS) : 0501000000000
Funding Source Code : 02101177


x	Current Year Appropriation
	Supplemental Appropriation
	Continuing Appropriation

Particulars	UACS Code	Appropriations			Allotments					Current Year Obligations					Current Year Disbursements					Balances			
		Approved Appropriation	Adjustment (Transfer, (To) From, Reassignment)	Adjusted Appropriation	Allotment Received	Adjustments (Withdrawal, Reassignment)	Transferred To	Transfer From	Adjusted Total Allotments	1st Quarter Ending March 31	2nd Quarter Ending June 30	3rd Quarter Ending Sept. 30	4th Quarter Ending Dec. 31	Total	1st Quarter Ending March 31	2nd Quarter Ending June 30	3rd Quarter Ending Sept. 30	4th Quarter Ending Dec. 31	Total	Unreleased Appropriations	Unobligated Allotment	Unpaid Obligation (15-20)=(23+24)	
																						Due & Demandable/AP	Not Yet Due & Demandable
1	2	3	4	5=(3+4)	6	7	8	9	10=(6+7+8+9)	11	12	13	14	15=(11+12+13+14)	16	17	18	19	20=(16+17+18+19)	21=(5-10)	22=(10-19)	23	24
I. AGENCY APPROVED BUDGET																							
MFO 1: TECHNICAL & SUPPORT SERVICES		301000000																					
PROJECTS:																							
FOREIGN ASSISTED PROJECT		500000000																					
Research & Development		513000000																					
Biotechnology		513070000																					
United States Public Law 480 Title I Program Strengthening of Livestock Biotechnology Center		513070001																					
Personnel Services		501000000																					
Maintenance & Other Operating Expenses		502000000																					
Capital Outlays		503000000																					
GRAND TOTAL		99,000,000.00	-	99,000,000.00	99,000,000.00	-	-	-	99,000,000.00	3,381,053.00	50,989,970.90	1,860,034.75	26,619,274.90	82,850,333.55	1,199,703.00	19,689,749.90	5,012,325.83	23,646,235.47	49,548,014.20	-	16,149,666.45	25,863.55	33,276,455.80
Personnel Services		501000000	-	-	-	-	-	-	-	-	-	-	-	-	-	-	-	-	-	-	-	-	-
Maintenance & Other Operating Expenses		502000000	51,000,000.00	51,000,000.00	51,000,000.00	-	-	-	51,000,000.00	3,381,053.00	24,438,514.90	2,062,434.75	9,751,475.97	39,633,476.62	1,199,703.00	19,599,749.90	1,621,784.83	1,733,815.47	24,155,053.20	-	11,366,521.38	25,863.55	15,452,561.87
Capital Outlays		503000000	48,000,000.00	48,000,000.00	48,000,000.00	-	-	-	48,000,000.00	-	26,551,456.00	(202,400.00)	16,867,798.93	43,216,854.93	-	80,000.00	3,390,541.00	21,912,420.00	25,392,961.00	-	4,783,145.07	-	17,823,893.93
Recapitulation by MFO																							
MFO 1		301000000	99,000,000.00	99,000,000.00	99,000,000.00	-	-	-	99,000,000.00	3,381,053.00	50,989,970.90	1,860,034.75	26,619,274.90	82,850,333.55	1,199,703.00	19,689,749.90	5,012,325.83	23,646,235.47	49,548,014.20	-	16,149,666.45	25,863.55	33,276,455.80
OF WHICH:																							
Major Programs/Projects																							
KRA No. 2: Poverty Reduction & Empowerment of the Poor and the Vulnerable																							
PROJECTS:																							
MFO 1: TECHNICAL & SUPPORT SERVICES		301000000																					
FOREIGN ASSISTED PROJECT		500000000																					
Strengthening of Livestock Biotechnology Center		513070001																					

Certified Correct:

AIRREE T. FULGENCIO
Budget Officer

Certified Correct:

CHERRY PEARL C. RIVERA
Accountant

Recommending Approval:

JEAN G. GASMENA
Chief, Administrative & Finance Division

Approved by:

ARNEL N. DEL BARRIO
Acting Executive Director

STATEMENT OF APPROPRIATIONS, ALLOTMENTS, OBLIGATIONS, DISBURSEMENTS AND BALANCES
As of the Quarter Ending December 31, 2014

Department : Department of Agriculture
 Agency : Philippine Carabao Center
 Operating Unit :
 Organizational Code (UACS) : 0501000000000
 Funding Source Code : 02102177


	Current Year Appropriation
	Supplemental Appropriation
x	Continuing Appropriation

Particulars	UACS Code	Appropriations			Allotments					Current Year Obligations					Current Year Disbursements					Balances			
		Approved Appropriation	Adjustments (Transfer, (To)From, Realignment)	Adjusted Appropriation	Allotment Received	Adjustment (Withdrawal, Realignment)	Transfer To	Transfer From	Adjusted Total Allotments	1st Quarter Ending March 31	2nd Quarter Ending June 30	3rd Quarter Ending Sept. 30	4th Quarter Ending Dec. 31	Total	1st Quarter Ending March 31	2nd Quarter Ending June 30	3rd Quarter Ending Sept. 30	4th Quarter Ending Dec. 31	Total	Unreleased Appropriation	Unobligated Allotment	Unpaid Obligation (15-20)-(23+24)	
																						Due & Demandable/AP	Not Yet Due & Demandable
1	2	3	4	5=(3+(-)4)	6	7	8	9	10=(6+(-)7-8+9)	11	12	13	14	15=(11+12+13+14)	16	17	18	19	20=(16+17+18+19)	21=(5-10)	22=(10-15)	23	24
I. AGENCY APPROVED BUDGET																							
MFO 1: TECHNICAL & SUPPORT SERVICES																							
PROJECTS:																							
FOREIGN ASSISTED PROJECT																							
Research & Development																							
Biotechnology																							
United States Public Law 480 Title I Program																							
Strengthening of Livestock Biotechnology Center																							
Personnel Services																							
Maintenance & Other Operating Expenses																							
Capital Outlays																							
GRAND TOTAL																							
Personnel Services																							
Maintenance & Other Operating Expenses																							
Capital Outlays																							
Recapitulation by MFO																							
MFO 1																							
OF WHICH:																							
Major Programs/Projects																							
HRA No. 2: Poverty Reduction & Empowerment of the Poor and the Vulnerable																							
PROJECTS:																							
MFO 1: TECHNICAL & SUPPORT SERVICES																							
FOREIGN ASSISTED PROJECT																							
Strengthening of Livestock Biotechnology Center																							

Certified Correct:


AIMEE T. FULGENCIO
Budget Officer


Certified Correct:


CHERRY PEARL C. RIVERA
Accountant

Recommending Approval:


JEAN G. GASMENA
Chief, Administrative & Finance Division

Approved by:


ARNEL N. DEL BARRIO
Acting Executive Director