

STATEMENT OF APPROPRIATIONS, ALLOTMENTS, OBLIGATIONS, DISBURSEMENTS AND BALANCES

As at the Quarter Ending December 31, 2024

Department : Department of Agriculture (DA)
Agency/Entity : Philippine Carabao Center
Operating Unit : < not applicable >
Organization Code (UACS) : 05 010 000000
Fund Cluster : 01 - Regular Agency Fund

Table with 2 columns: Current Year Appropriations, Supplemental Appropriations, Continuing Appropriations. Contains an 'X' mark under 'Current Year Appropriations'.

(e.g. UACS Fund Cluster: 01-Regular Agency Fund, 02-Foreign Assisted Projects Fund, 03-Special Account-Locally Funded/Domestic Grants Fund, and 04-Special Account-Foreign Assisted/Foreign Grants Fund)

Main financial table with columns for Particulars, UACS CODE, Appropriations, Allotments, Current Year Obligations, Current Year Disbursements, and Balances. Includes sub-totals for Agency Specific Budget, Locally-Funded Projects, and Automatic Appropriations.

This report was generated using the Unified Reporting System on February 3, 2025 1:41 PM. Status: SUBMITTED

STATEMENT OF APPROPRIATIONS, ALLOTMENTS, OBLIGATIONS, DISBURSEMENTS AND BALANCES


As at the Quarter Ending December 31, 2024


Department : Department of Agriculture (DA)  
 Agency/Entity : Philippine Carabao Center  
 Operating Unit : < not applicable >  
 Organization Code (UACS) : 05 010 000000  
 Fund Cluster : 01 - Regular Agency Fund


X	Current Year Appropriations
	Supplemental Appropriations
	Continuing Appropriations


(e.g. UACS Fund Cluster: 01-Regular Agency Fund, 02-Foreign Assisted Projects Fund, 03-Special Account-Locally Funded/Domestic Grants Fund, and 04-Special Account-Foreign Assisted/Foreign Grants Fund)

Particulars	UACS CODE	Appropriations					Allotments		Current Year Obligations					Current Year Disbursements					Balances				
		Authorized Appropriations	Adjustments (Transfer To/From, Modifications/ Augmentations)	Adjusted Appropriations	Allotments Received	Adjustments (Reductions, Modifications/ Augmentations)	Transfer To	Transfer From	Adjusted Allotments	1st Quarter Ending March 31	2nd Quarter Ending June 30	3rd Quarter Ending September 30	4th Quarter Ending December 31	Total	1st Quarter Ending March 31	2nd Quarter Ending June 30	3rd Quarter Ending September 30	4th Quarter Ending December 31	Total	Unreleased Appropriations	Unobligated Allotments	Unpaid Obligations (15-20)-(23+24)	
																						Due and Demandable	Not Yet Due and Demandable
1	2	3	4	5=(3+4)	6	7	8	9	10=(8+9)	11	12	13	14	15=(11+12+13+14)	16	17	18	19	20=(16+17+18+19)	21	22	23	24
Miscellaneous Personnel Benefits Fund		0.00	5,519,000.00	5,519,000.00	0.00	5,519,000.00	0.00	0.00	5,519,000.00	0.00	0.00	2,986,684.50	2,532,315.50	5,519,000.00	0.00	0.00	2,642,580.65	2,643,755.86	5,286,336.51	0.00	0.00	0.00	232,663.49
PS		0.00	5,519,000.00	5,519,000.00	0.00	5,519,000.00	0.00	0.00	5,519,000.00	0.00	0.00	2,986,684.50	2,532,315.50	5,519,000.00	0.00	0.00	2,642,580.65	2,643,755.86	5,286,336.51	0.00	0.00	0.00	232,663.49
Pension and Gratuity Fund		0.00	8,366,731.00	8,366,731.00	0.00	8,366,731.00	0.00	0.00	8,366,731.00	292,150.75	7,883,110.05	0.00	0.00	8,175,260.80	292,150.75	7,883,110.05	0.00	0.00	8,175,260.80	0.00	191,470.20	0.00	0.00
PS		0.00	8,366,731.00	8,366,731.00	0.00	8,366,731.00	0.00	0.00	8,366,731.00	292,150.75	7,883,110.05	0.00	0.00	8,175,260.80	292,150.75	7,883,110.05	0.00	0.00	8,175,260.80	0.00	191,470.20	0.00	0.00
Support to Foreign-Assisted Projects		0.00	187,040,000.00	187,040,000.00	0.00	187,040,000.00	0.00	0.00	187,040,000.00	0.00	0.00	0.00	0.00	1,255,562.48	1,255,562.48	0.00	0.00	0.00	0.00	0.00	185,784,437.52	0.00	1,255,562.48
MOOE		0.00	187,040,000.00	187,040,000.00	0.00	187,040,000.00	0.00	0.00	187,040,000.00	0.00	0.00	0.00	0.00	1,255,562.48	1,255,562.48	0.00	0.00	0.00	0.00	0.00	185,784,437.52	0.00	1,255,562.48
For payment of Personnel Benefits		0.00	13,638,775.00	13,638,775.00	0.00	13,638,775.00	0.00	0.00	13,638,775.00	0.00	0.00	0.00	0.00	13,615,466.54	13,615,466.54	0.00	0.00	12,723,417.72	12,723,417.72	0.00	23,308.46	0.00	892,048.82
PS		0.00	13,638,775.00	13,638,775.00	0.00	13,638,775.00	0.00	0.00	13,638,775.00	0.00	0.00	0.00	0.00	13,615,466.54	13,615,466.54	0.00	0.00	12,723,417.72	12,723,417.72	0.00	23,308.46	0.00	892,048.82
Pension and Gratuity Fund		0.00	7,808,759.00	7,808,759.00	0.00	7,808,759.00	0.00	0.00	7,808,759.00	0.00	0.00	0.00	0.00	7,808,757.97	7,808,757.97	0.00	0.00	0.00	7,808,757.97	7,808,757.97	0.00	1.03	0.00
PS		0.00	7,808,759.00	7,808,759.00	0.00	7,808,759.00	0.00	0.00	7,808,759.00	0.00	0.00	0.00	0.00	7,808,757.97	7,808,757.97	0.00	0.00	0.00	7,808,757.97	7,808,757.97	0.00	1.03	0.00
<b>Sub-Total III, Special Purpose Fund</b>		<b>0.00</b>	<b>222,373,265.00</b>	<b>222,373,265.00</b>	<b>0.00</b>	<b>222,373,265.00</b>	<b>0.00</b>	<b>0.00</b>	<b>222,373,265.00</b>	<b>292,150.75</b>	<b>7,883,110.05</b>	<b>2,986,684.50</b>	<b>25,212,102.49</b>	<b>36,374,047.79</b>	<b>292,150.75</b>	<b>7,883,110.05</b>	<b>2,642,580.65</b>	<b>23,175,931.55</b>	<b>33,993,773.00</b>	<b>0.00</b>	<b>185,999,217.21</b>	<b>0.00</b>	<b>2,380,274.79</b>
PS		0.00	35,333,265.00	35,333,265.00	0.00	35,333,265.00	0.00	0.00	35,333,265.00	292,150.75	7,883,110.05	2,986,684.50	23,956,540.01	35,118,485.31	292,150.75	7,883,110.05	2,642,580.65	23,175,931.55	33,993,773.00	0.00	214,779.69	0.00	1,124,712.31
MOOE		0.00	187,040,000.00	187,040,000.00	0.00	187,040,000.00	0.00	0.00	187,040,000.00	0.00	0.00	0.00	1,255,562.48	1,255,562.48	0.00	0.00	0.00	0.00	0.00	0.00	185,784,437.52	0.00	1,255,562.48
FinEx		0.00	0.00	0.00	0.00	0.00	0.00	0.00	0.00	0.00	0.00	0.00	0.00	0.00	0.00	0.00	0.00	0.00	0.00	0.00	0.00	0.00	0.00
CO		0.00	0.00	0.00	0.00	0.00	0.00	0.00	0.00	0.00	0.00	0.00	0.00	0.00	0.00	0.00	0.00	0.00	0.00	0.00	0.00	0.00	0.00
IV, Reversion of the Unobligated Allotments charged against R.A. Nos. 11468 and 11484		0.00	0.00	0.00	0.00	0.00	0.00	0.00	0.00	0.00	0.00	0.00	0.00	0.00	0.00	0.00	0.00	0.00	0.00	0.00	0.00	0.00	0.00
<b>GRAND TOTAL</b>		<b>798,402,000.00</b>	<b>223,269,403.00</b>	<b>1,021,671,403.00</b>	<b>798,298,138.00</b>	<b>222,373,265.00</b>	<b>0.00</b>	<b>0.00</b>	<b>1,021,671,403.00</b>	<b>187,232,574.10</b>	<b>311,193,847.39</b>	<b>213,332,165.73</b>	<b>106,366,870.78</b>	<b>818,125,258.00</b>	<b>90,059,819.52</b>	<b>346,847,078.29</b>	<b>138,770,773.53</b>	<b>156,916,881.37</b>	<b>732,594,552.71</b>	<b>0.00</b>	<b>203,546,145.00</b>	<b>25,890,251.82</b>	<b>59,540,453.47</b>
PS		136,004,000.00	44,892,403.00	180,696,403.00	136,900,138.00	43,796,265.00	0.00	0.00	180,696,403.00	29,123,347.39	50,409,392.53	27,147,955.74	72,960,872.35	179,641,569.01	28,083,070.78	44,574,098.64	32,189,470.85	70,507,454.24	175,354,094.51	0.00	1,054,834.99	495,811.71	3,791,681.79
MOOE		426,948,000.00	178,577,000.00	605,525,000.00	426,948,000.00	178,577,000.00	0.00	0.00	605,525,000.00	126,837,392.71	105,480,962.86	138,153,536.84	35,627,984.43	408,099,556.84	61,976,748.74	126,478,006.86	85,108,863.47	57,435,366.41	330,999,005.48	0.00	199,425,443.36	25,494,440.11	49,806,111.05
CO		235,450,000.00	0.00	235,450,000.00	235,450,000.00	0.00	0.00	235,450,000.00	31,271,834.00	155,303,292.00	48,030,673.35	(2,221,666.10)	232,384,133.35	0.00	175,794,872.79	21,472,419.21	28,974,060.72	226,241,452.72	0.00	3,065,866.65	0.00	6,142,680.83	
<b>Reconciliation by CO:</b>																							
NATIONAL CARABAO DEVELOPMENT PROGRAM		733,613,000.00	181,961,000.00	915,574,000.00	733,613,000.00	181,961,000.00	0.00	0.00	915,574,000.00	168,914,476.66	291,268,133.45	196,134,364.30	56,739,911.66	713,055,886.09	80,646,131.86	325,806,131.44	120,681,282.92	107,420,875.12	34,554,421.34	0.00	202,516,113.91	23,653,143.14	54,848,321.61

**Certified Correct:**  
  
 JOSHUA G. VILLANUEVA  
 Budget Officer  
 Date: January 30, 2025 11:35 PM

**Certified Correct:**  
  
 CHERRY PEARL C. RIVERA  
 Accountant III  
 Date: January 30, 2025 11:35 PM

**Recommending Approval By:**  
  
 AIMEE T. PULGENCIO  
 Chief, AFMD  
 Date: January 30, 2025 11:43 PM

**Approved By:**  
  
 LIZA G. BATTAD  
 Executive Director  
 Date: January 30, 2025 11:43 PM