

QUARTERLY REPORT OF REVENUE AND OTHER RECEIPTS  
As at the Quarter Ending September 30, 2024

Department : Department of Agriculture (DA)  
Agency/Entity : Philippine Carabao Center  
Operating Unit : < not applicable >  
Organization Code (UACS) : 05 010 0000000  
Fund Cluster : 01 - Regular Agency Fund


Classification/Sources of Revenue and Other Receipts	UACS CODE	REVENUE TARGET (Annual) per BESF	Actual Revenue and Other Receipts Collections					Cumulative Remittance/Deposits to Date			Variance		Remarks
			1st Quarter Ending March 31	2nd Quarter Ending June 30	3rd Quarter Ending September 30	4th Quarter Ending December 31	Total	Remittance to BTr	Deposited with AGDB	Total	Amount	%	
1	2	3	4	5	6	7	8=(4+5+6+7)	9	10	11=(9+10)	12=(8-3)	13=(12/3)	14
<b>Regular Agency Fund</b>		0.00	606,891.95	537,908.42	1,237,463.74	0.00	2,382,264.11	1,790,659.49	591,604.62	2,382,264.11	2,382,264.11	0 %	
Revenue Collections		0.00	550,025.06	504,893.77	1,182,090.82	0.00	2,237,009.65	1,708,250.20	528,759.45	2,237,009.65	2,237,009.65	0 %	
Cash Revenue		0.00	375,438.97	336,945.00	359,480.30	0.00	1,071,864.27	728,736.38	343,127.89	1,071,864.27	1,071,864.27	0 %	
Non-Tax		0.00	375,438.97	336,945.00	359,480.30	0.00	1,071,864.27	728,736.38	343,127.89	1,071,864.27	1,071,864.27	0 %	
Miscellaneous Income	4060999000	0.00	375,438.97	336,945.00	359,480.30	0.00	1,071,864.27	728,736.38	343,127.89	1,071,864.27	1,071,864.27	0 %	
Non-Cash Revenue		0.00	174,586.09	167,948.77	822,610.52	0.00	1,165,145.38	979,513.82	185,631.56	1,165,145.38	1,165,145.38	0 %	
Collections effected through outright deductions from claims		0.00	174,586.09	167,948.77	822,610.52	0.00	1,165,145.38	979,513.82	185,631.56	1,165,145.38	1,165,145.38	0 %	
Miscellaneous Income	4060999000	0.00	174,586.09	167,948.77	822,610.52	0.00	1,165,145.38	979,513.82	185,631.56	1,165,145.38	1,165,145.38	0 %	
Non-Revenue Collections/Other Receipts		0.00	56,866.89	33,014.65	55,372.92	0.00	145,254.46	82,409.29	62,845.17	145,254.46	145,254.46	0 %	
Cash Receipts		0.00	56,866.89	33,014.65	55,372.92	0.00	145,254.46	82,409.29	62,845.17	145,254.46	145,254.46	0 %	
Non-Tax		0.00	0.00	281.65	0.00	0.00	281.65	0.00	281.65	281.65	281.65	0 %	
Interest on NG Deposits	4020221001	0.00	0.00	281.65	0.00	0.00	281.65	0.00	281.65	281.65	281.65	0 %	
Others		0.00	56,866.89	32,733.00	55,372.92	0.00	144,972.81	82,409.29	62,563.52	144,972.81	144,972.81	0 %	
Petty Cash	1010102000	0.00	29,799.03	0.00	0.00	0.00	29,799.03	29,799.03	0.00	29,799.03	29,799.03	0 %	
Advances for Operation Expenses	1990101000	0.00	5,495.50	4,695.00	2,102.16	0.00	12,292.66	12,292.66	0.00	12,292.66	12,292.66	0 %	
Advances for Special Disbursing Officer	1990103000	0.00	0.00	4,388.00	0.00	0.00	4,388.00	4,388.00	0.00	4,388.00	4,388.00	0 %	
Advances to Officers and Employees	1990104000	0.00	21,572.36	23,650.00	53,270.76	0.00	98,493.12	35,929.60	62,563.52	98,493.12	98,493.12	0 %	
<b>GRAND TOTAL</b>		0.00	606,891.95	537,908.42	1,237,463.74	0.00	2,382,264.11	1,790,659.49	591,604.62	2,382,264.11	2,382,264.11	0 %	


Certified Correct:


Certified Correct:

Recommending Approval By:

Approved By:

  
JOSHUA S. WILLANUEVA  
Budget Officer  
Date: October 29, 2024 05:30 PM

  
CHERRY PEARL C. RIVERA  
Accountant III  
Date: October 29, 2024 05:30 PM

  
AIMEE T. FULGENCIO  
Chief, AFMD  
Date: October 29, 2024 05:41 PM

  
LIZA G. BATTAD  
Executive Director  
Date: October 29, 2024 05:41 PM