


STATEMENT OF APPROVED BUDGET, UTILIZATIONS, DISBURSEMENTS AND BALANCES


(For Off-Budgetary Funds)

As at the Quarter Ending September 30, 2024

Department : Department of Agriculture (DA)
 Agency/Entity : Philippine Carabao Center
 Operating Unit : < not applicable >
 Organization Code (UACS) : 05 010 0000000
 Fund Cluster : 06 - Business Related Funds
 (e.g. UACS Fund Cluster: 05-Internally Generated Funds and 06-Business Related Funds)


Particulars	UACS CODE	Approved Budget			Utilizations					Disbursements					Balances		
		Approved Budgeted Revenue	Adjustments (Reductions, Modifications/ Augmentations)	Adjusted Budgeted Revenue	1st Quarter Ending March 31	2nd Quarter Ending June 30	3rd Quarter Ending September 30	4th Quarter Ending December 31	Total	1st Quarter Ending March 31	2nd Quarter Ending June 30	3rd Quarter Ending September 30	4th Quarter Ending December 31	Total	Unutilized Budget	Unpaid Obligations (10-15)=(17+18)	
																Due and Demandable	Not Yet Due and Demandable
1	2	3	4	5=[(3+(-)4)]	6	7	8	9	10=(6+7+8+9)	11	12	13	14	15=(11+12+13+14)	16=(5-10)	17	18
General Administration and Support	1000000000000000	12,251,493.98	2,283,873.97	14,535,367.95	1,568,391.17	1,325,212.74	1,468,455.10	0.00	4,362,059.01	289,116.22	1,842,175.52	825,807.63	0.00	2,957,099.37	10,173,308.94	0.00	1,404,959.84
General Management and Supervision	1000001000001000	12,251,493.98	2,283,873.97	14,535,367.95	1,568,391.17	1,325,212.74	1,468,455.10	0.00	4,362,059.01	289,116.22	1,842,175.52	825,807.63	0.00	2,957,099.37	10,173,308.94	0.00	1,404,959.84
MOOE		10,827,343.48	2,283,873.97	13,111,217.45	1,548,891.17	1,325,212.74	1,468,455.10	0.00	4,342,559.01	289,116.22	1,842,175.52	825,807.63	0.00	2,957,099.37	8,768,658.44	0.00	1,385,459.64
CO		1,424,150.50	0.00	1,424,150.50	19,500.00	0.00	0.00	0.00	19,500.00	0.00	0.00	0.00	0.00	0.00	1,404,650.50	0.00	19,500.00
Sub-Total, General Administration and Support		12,251,493.98	2,283,873.97	14,535,367.95	1,568,391.17	1,325,212.74	1,468,455.10	0.00	4,362,059.01	289,116.22	1,842,175.52	825,807.63	0.00	2,957,099.37	10,173,308.94	0.00	1,404,959.84
PS		0.00	0.00	0.00	0.00	0.00	0.00	0.00	0.00	0.00	0.00	0.00	0.00	0.00	0.00	0.00	0.00
MOOE		10,827,343.48	2,283,873.97	13,111,217.45	1,548,891.17	1,325,212.74	1,468,455.10	0.00	4,342,559.01	289,116.22	1,842,175.52	825,807.63	0.00	2,957,099.37	8,768,658.44	0.00	1,385,459.64
FinEx (If Applicable)		0.00	0.00	0.00	0.00	0.00	0.00	0.00	0.00	0.00	0.00	0.00	0.00	0.00	0.00	0.00	0.00
CO		1,424,150.50	0.00	1,424,150.50	19,500.00	0.00	0.00	0.00	19,500.00	0.00	0.00	0.00	0.00	0.00	1,404,650.50	0.00	19,500.00
Operations	3000000000000000	112,180,347.21	124,816,536.92	236,996,884.13	63,258,136.01	45,936,003.16	92,460,458.93	0.00	201,654,598.10	41,099,462.83	47,450,487.14	83,523,268.83	0.00	172,073,218.80	35,342,286.03	0.00	29,581,379.30
OO : Carabao-based enterprises enhanced q	3100000000000000	112,180,347.21	124,816,536.92	236,996,884.13	63,258,136.01	45,936,003.16	92,460,458.93	0.00	201,654,598.10	41,099,462.83	47,450,487.14	83,523,268.83	0.00	172,073,218.80	35,342,286.03	0.00	29,581,379.30
NATIONAL CARABAO DEVELOPMENT PROGRAM	3101000000000000	112,180,347.21	124,816,536.92	236,996,884.13	63,258,136.01	45,936,003.16	92,460,458.93	0.00	201,654,598.10	41,099,462.83	47,450,487.14	83,523,268.83	0.00	172,073,218.80	35,342,286.03	0.00	29,581,379.30
Intensification of the National Upgrading Program	3101001000002000	15,723,002.74	126,603,159.17	142,326,161.91	41,319,815.00	27,087,862.06	73,675,550.55	0.00	142,083,227.61	32,098,550.00	28,349,612.06	62,957,186.80	0.00	123,405,348.86	242,934.30	0.00	18,677,878.75
MOOE		15,723,002.74	124,349,165.38	140,072,168.12	41,119,815.00	25,998,862.06	72,710,556.76	0.00	139,829,233.82	31,898,550.00	27,280,612.06	61,992,193.01	0.00	121,151,355.07	242,934.30	0.00	18,677,878.75
CO		0.00	2,253,993.79	2,253,993.79	200,000.00	1,089,000.00	964,993.79	0.00	2,253,993.79	200,000.00	1,089,000.00	964,993.79	0.00	2,253,993.79	0.00	0.00	0.00
Carabao-Based Enterprise Development	3101001000003000	96,457,344.47	(1,786,622.25)	94,670,722.22	21,938,321.01	18,848,141.10	18,784,908.38	0.00	59,571,370.49	9,000,912.83	19,100,875.08	20,566,082.03	0.00	48,667,869.94	35,099,351.73	0.00	29,581,379.30
MOOE		57,059,907.52	30,579,008.66	87,638,916.18	19,955,540.21	16,733,559.30	18,683,908.38	0.00	55,373,007.89	9,000,912.83	18,645,874.08	17,022,720.43	0.00	44,669,507.34	32,265,908.29	0.00	10,703,500.55
CO		39,397,436.95	(32,365,630.91)	7,031,806.04	1,982,780.80	2,114,581.80	101,000.00	0.00	4,198,362.60	0.00	455,001.00	3,543,361.60	0.00	3,998,362.60	2,833,443.44	0.00	200,000.00
Sub-Total, Operations		112,180,347.21	124,816,536.92	236,996,884.13	63,258,136.01	45,936,003.16	92,460,458.93	0.00	201,654,598.10	41,099,462.83	47,450,487.14	83,523,268.83	0.00	172,073,218.80	35,342,286.03	0.00	29,581,379.30
PS		0.00	0.00	0.00	0.00	0.00	0.00	0.00	0.00	0.00	0.00	0.00	0.00	0.00	0.00	0.00	0.00
MOOE		72,782,910.26	154,928,174.04	227,711,084.30	61,075,355.21	42,732,421.36	91,394,465.14	0.00	195,202,241.71	40,899,462.83	45,906,486.14	79,014,913.44	0.00	165,820,882.41	32,508,842.59	0.00	29,381,379.30
FinEx (If Applicable)		0.00	0.00	0.00	0.00	0.00	0.00	0.00	0.00	0.00	0.00	0.00	0.00	0.00	0.00	0.00	0.00
CO		39,397,436.95	(30,111,637.12)	9,285,799.83	2,182,780.80	3,203,581.80	1,065,993.79	0.00	6,452,356.39	200,000.00	1,544,001.00	4,508,355.39	0.00	6,252,356.39	2,833,443.44	0.00	200,000.00
GRAND TOTAL		124,431,841.19	127,100,410.89	251,532,252.08	64,826,527.18	47,261,215.90	93,928,914.03	0.00	208,016,657.11	41,388,579.05	49,292,862.66	84,349,076.46	0.00	175,030,318.17	45,515,594.97	0.00	30,986,338.94
PS		0.00	0.00	0.00	0.00	0.00	0.00	0.00	0.00	0.00	0.00	0.00	0.00	0.00	0.00	0.00	0.00
MOOE		83,610,253.74	157,212,048.01	240,822,301.75	62,624,246.38	44,057,634.10	92,862,920.24	0.00	199,544,800.72	41,188,579.05	47,748,661.66	79,840,721.07	0.00	168,777,961.78	41,277,501.03	0.00	30,766,838.94
FinEx (If Applicable)		0.00	0.00	0.00	0.00	0.00	0.00	0.00	0.00	0.00	0.00	0.00	0.00	0.00	0.00	0.00	0.00
CO		40,821,587.45	(30,111,637.12)	10,709,950.33	2,202,280.80	3,203,581.80	1,065,993.79	0.00	6,471,856.39	200,000.00	1,544,001.00	4,508,355.39	0.00	6,252,356.39	4,238,093.94	0.00	219,500.00

Certified Correct:

 JOSHUA G. VILLANUEVA
 Budget Officer
 Date: October 20, 2024 10:34 AM

Certified Correct:

 CHERRY PEARL C. RIVERA
 Accountant III
 Date: October 20, 2024 10:34 AM

Recommending Approval By:

 AIMEE T. FILGENCIO
 Chief, AFMD
 Date: October 20, 2024 08:55 PM

Approved By:

 LIZA G. BATTAD
 Executive Director
 Date: October 20, 2024 08:55 PM