

STATEMENT OF APPROPRIATIONS, ALLOTMENTS, OBLIGATIONS, DISBURSEMENTS AND BALANCES
As at the Quarter Ending June 30, 2024

Department of Agriculture (DA)
 Agency/Entity: Philippine Carabao Center
 Operating Unit: < not applicable >
 Organization Code (UACS): 05 010 0000000
 Fund Cluster: 01 - Regular Agency Fund

X	Current Year Appropriations
	Supplemental Appropriations
	Continuing Appropriations

(e.g. UACS Fund Cluster: 01-Regular Agency Fund, 02-Foreign Assisted Projects Fund, 03-Special Account-Locally Funded/Domestic Grants Fund, and 04-Special Account-Foreign Assisted/Foreign Grants Fund)

Particulars	UACS CODE	Appropriations				Allotments				Current Year Obligations					Current Year Disbursements					Balances			
		Authorized Appropriations	Adjustments (Transfer To/From, Modifications/ Augmentations)	Adjusted Appropriations	Allotments Received	Adjustments (Reductions, Modifications/ Augmentations)	Transfer To	Transfer From	Adjusted Allotments	1st Quarter Ending March 31	2nd Quarter Ending June 30	3rd Quarter Ending Sept	4th Quarter Ending Deca	Total	1st Quarter Ending March 31	2nd Quarter Ending June 30	3rd Quarter Ending Sept	4th Quarter Ending Deca	Total	Unreleas ed Appropri ations	Unobligated Allotments	Unpaid Obligations (15-20)=(23+24)	
																						Due and Dema	Not Yet Due and Demandable
1	2	3	4	5=(2+4)	6	7	8	9	10=[(6)-(7)-8+9]	11	12	13	14	15=(11+12+13+14)	16	17	18	19	20=(16+17+18+19)	21	22	23	24
I. Agency Specific Budget		787,943,000.00	0.00	787,943,000.00	787,943,000.00	0.00	0.00	0.00	787,943,000.00	184,140,747.35	300,439,710.50	0.00	0.00	484,580,457.85	86,967,992.77	336,623,769.97	0.00	0.00	423,591,762.74	0.00	303,362,542.15	0.00	60,988,695.11
General Administration and Support	1000000000000000	54,330,000.00	0.00	54,330,000.00	54,330,000.00	0.00	0.00	0.00	54,330,000.00	15,226,270.69	9,171,577.05	0.00	0.00	24,397,847.74	6,321,860.91	10,817,638.53	0.00	0.00	17,139,499.44	0.00	29,932,152.26	0.00	7,258,348.30
General Management and Supervision	100000100001000	52,311,000.00	0.00	52,311,000.00	52,311,000.00	0.00	0.00	0.00	52,311,000.00	15,226,270.69	9,171,577.05	0.00	0.00	24,397,847.74	6,321,860.91	10,817,638.53	0.00	0.00	17,139,499.44	0.00	27,913,152.26	0.00	7,258,348.30
PS		25,661,000.00	0.00	25,661,000.00	25,661,000.00	0.00	0.00	0.00	25,661,000.00	3,700,272.20	5,025,330.67	0.00	0.00	8,725,602.87	3,550,451.60	4,681,020.61	0.00	0.00	8,231,472.21	0.00	16,935,397.13	0.00	494,130.66
MOOE		26,650,000.00	0.00	26,650,000.00	26,650,000.00	0.00	0.00	0.00	26,650,000.00	11,525,998.49	4,146,246.38	0.00	0.00	15,672,244.87	2,771,409.31	6,136,617.92	0.00	0.00	8,908,027.23	0.00	10,977,755.13	0.00	6,764,217.64
Administration of Personnel Benefits	100000100002000	2,019,000.00	0.00	2,019,000.00	2,019,000.00	0.00	0.00	0.00	2,019,000.00	0.00	0.00	0.00	0.00	0.00	0.00	0.00	0.00	0.00	0.00	0.00	2,019,000.00	0.00	0.00
PS		2,019,000.00	0.00	2,019,000.00	2,019,000.00	0.00	0.00	0.00	2,019,000.00	0.00	0.00	0.00	0.00	0.00	0.00	0.00	0.00	0.00	0.00	0.00	2,019,000.00	0.00	0.00
Sub-Total, General Administration and Support		54,330,000.00	0.00	54,330,000.00	54,330,000.00	0.00	0.00	0.00	54,330,000.00	15,226,270.69	9,171,577.05	0.00	0.00	24,397,847.74	6,321,860.91	10,817,638.53	0.00	0.00	17,139,499.44	0.00	29,932,152.26	0.00	7,258,348.30
PS		27,680,000.00	0.00	27,680,000.00	27,680,000.00	0.00	0.00	0.00	27,680,000.00	3,700,272.20	5,025,330.67	0.00	0.00	8,725,602.87	3,550,451.60	4,681,020.61	0.00	0.00	8,231,472.21	0.00	18,954,397.13	0.00	494,130.66
MOOE		26,650,000.00	0.00	26,650,000.00	26,650,000.00	0.00	0.00	0.00	26,650,000.00	11,525,998.49	4,146,246.38	0.00	0.00	15,672,244.87	2,771,409.31	6,136,617.92	0.00	0.00	8,908,027.23	0.00	10,977,755.13	0.00	6,764,217.64
FinEx (if Applicable)		0.00	0.00	0.00	0.00	0.00	0.00	0.00	0.00	0.00	0.00	0.00	0.00	0.00	0.00	0.00	0.00	0.00	0.00	0.00	0.00	0.00	0.00
CO		0.00	0.00	0.00	0.00	0.00	0.00	0.00	0.00	0.00	0.00	0.00	0.00	0.00	0.00	0.00	0.00	0.00	0.00	0.00	0.00	0.00	0.00
Operations	3000000000000000	733,613,000.00	0.00	733,613,000.00	733,613,000.00	0.00	0.00	0.00	733,613,000.00	168,914,476.66	291,268,133.45	0.00	0.00	460,182,610.11	80,646,131.86	325,806,131.44	0.00	0.00	406,452,263.30	0.00	273,430,389.89	0.00	53,730,346.81
CO : Carabao-based enterprises enhanced		733,613,000.00	0.00	733,613,000.00	733,613,000.00	0.00	0.00	0.00	733,613,000.00	168,914,476.66	291,268,133.45	0.00	0.00	460,182,610.11	80,646,131.86	325,806,131.44	0.00	0.00	406,452,263.30	0.00	273,430,389.89	0.00	53,730,346.81
NATIONAL CARABAO DEVELOPMENT PROGRAM		733,613,000.00	0.00	733,613,000.00	733,613,000.00	0.00	0.00	0.00	733,613,000.00	168,914,476.66	291,268,133.45	0.00	0.00	460,182,610.11	80,646,131.86	325,806,131.44	0.00	0.00	406,452,263.30	0.00	273,430,389.89	0.00	53,730,346.81
Formulation, Monitoring and Evaluation of Plans, Programs and Projects	310100100001000	28,666,000.00	0.00	28,666,000.00	28,666,000.00	0.00	0.00	0.00	28,666,000.00	12,172,993.51	3,779,463.28	0.00	0.00	15,952,456.79	1,936,262.76	9,304,269.60	0.00	0.00	11,240,532.36	0.00	12,713,543.21	0.00	4,711,924.43
PS		4,080,000.00	0.00	4,080,000.00	4,080,000.00	0.00	0.00	0.00	4,080,000.00	1,325,415.21	1,698,669.67	0.00	0.00	3,024,084.88	1,273,560.56	1,589,704.70	0.00	0.00	2,863,265.26	0.00	1,055,915.12	0.00	160,819.62
MOOE		18,886,000.00	0.00	18,886,000.00	18,886,000.00	0.00	0.00	0.00	18,886,000.00	5,747,578.30	2,020,793.61	0.00	0.00	7,768,371.91	662,702.20	2,938,779.18	0.00	0.00	3,601,481.38	0.00	11,117,628.09	0.00	4,166,890.53
CO		5,700,000.00	0.00	5,700,000.00	5,700,000.00	0.00	0.00	0.00	5,700,000.00	5,100,000.00	60,000.00	0.00	0.00	5,160,000.00	0.00	4,775,785.72	0.00	0.00	4,775,785.72	0.00	540,000.00	0.00	384,214.28
Intensification of the National Upgrading Program	310100100002000	264,003,000.00	0.00	264,003,000.00	264,003,000.00	0.00	0.00	0.00	264,003,000.00	106,939,474.38	114,002,756.28	0.00	0.00	220,942,230.66	59,941,001.94	147,671,262.36	0.00	0.00	207,612,264.30	0.00	43,060,769.34	0.00	13,329,966.36
PS		54,265,000.00	0.00	54,265,000.00	54,265,000.00	0.00	0.00	0.00	54,265,000.00	11,136,062.37	17,711,743.23	0.00	0.00	28,847,805.60	10,677,704.44	14,785,457.36	0.00	0.00	25,463,161.80	0.00	25,417,194.40	0.00	3,384,643.80
MOOE		169,238,000.00	0.00	169,238,000.00	169,238,000.00	0.00	0.00	0.00	169,238,000.00	74,803,412.01	86,391,013.05	0.00	0.00	161,194,425.06	49,263,297.50	101,985,805.00	0.00	0.00	151,249,102.50	0.00	8,043,574.94	0.00	9,945,322.56
CO		40,500,000.00	0.00	40,500,000.00	40,500,000.00	0.00	0.00	0.00	40,500,000.00	21,000,000.00	9,900,000.00	0.00	0.00	30,900,000.00	0.00	30,900,000.00	0.00	0.00	30,900,000.00	0.00	9,600,000.00	0.00	0.00
Carabao-Based Enterprise Development	310100100003000	31,977,000.00	0.00	31,977,000.00	31,977,000.00	0.00	0.00	0.00	31,977,000.00	9,944,363.18	7,498,940.79	0.00	0.00	17,443,303.97	1,346,807.86	12,229,649.49	0.00	0.00	13,576,457.35	0.00	14,533,696.03	0.00	3,866,846.62
MOOE		21,577,000.00	0.00	21,577,000.00	21,577,000.00	0.00	0.00	0.00	21,577,000.00	4,902,863.18	2,503,648.79	0.00	0.00	7,406,511.97	1,346,807.86	2,460,462.42	0.00	0.00	3,807,270.28	0.00	14,170,488.03	0.00	3,599,241.69
CO		10,400,000.00	0.00	10,400,000.00	10,400,000.00	0.00	0.00	0.00	10,400,000.00	5,041,500.00	4,995,292.00	0.00	0.00	10,036,792.00	0.00	9,769,187.07	0.00	0.00	9,769,187.07	0.00	363,208.00	0.00	267,604.93
Knowledge Management and Support Services	310100100004000	12,136,000.00	0.00	12,136,000.00	12,136,000.00	0.00	0.00	0.00	12,136,000.00	3,686,970.40	2,281,019.64	0.00	0.00	5,967,990.04	1,564,737.90	2,563,002.66	0.00	0.00	4,127,740.56	0.00	6,168,009.96	0.00	1,840,249.48

STATEMENT OF APPROPRIATIONS, ALLOTMENTS, OBLIGATIONS, DISBURSEMENTS AND BALANCES
As at the Quarter Ending June 30, 2024

Department: Department of Agriculture (DA)
Agency/Entity: Philippine Carabao Center
Operating Unit: < not applicable >
Organization Code (UACS): 05 010 0000000
Fund Cluster: 01 - Regular Agency Fund

X Current Year Appropriations
Supplemental Appropriations
Continuing Appropriations

(e.g. UACS Fund Cluster: 01-Regular Agency Fund, 02-Foreign Assisted Projects Fund, 03-Special Account-Locally Funded/Domestic Grants Fund, and 04-Special Account-Foreign Assisted/Foreign Grants Fund)

Table with columns: Particulars, UACS CODE, Appropriations, Allotments, Current Year Obligations, Current Year Disbursements, Balances. Includes rows for PS, MOOE, Research and Development, Animal Genetic Resource Conservation and Utilization, Project(s), Locally-Funded Project(s), Hard Build-up of Genetically-Improved Dairy Buffaloes of the Philippine Carabao Center, Sub-Total, I. Agency Specific Budget, II. Automatic Appropriations, III. Special Purpose Fund.

Handwritten signatures and initials in blue ink at the bottom of the page.


STATEMENT OF APPROPRIATIONS, ALLOTMENTS, OBLIGATIONS, DISBURSEMENTS AND BALANCES
As at the Quarter Ending June 30, 2024


Department: Department of Agriculture (DA)
 Agency/Entity: Philippine Carabao Center
 Operating Unit: < not applicable >
 Organization Code (UACS): 05 010 0000000
 Fund Cluster: 01 - Regular Agency Fund


X	Current Year Appropriations
	Supplemental Appropriations
	Continuing Appropriations


(e.g. UACS Fund Cluster: 01-Regular Agency Fund, 02-Foreign Assisted Projects Fund, 03-Special Account-Locally Funded/Domestic Grants Fund, and 04-Special Account-Foreign Assisted/Foreign Grants Fund)

Particulars	UACS CODE	Appropriations			Allotments						Current Year Obligations					Current Year Disbursements				Balances			
		Authorized Appropriations	Adjustments (Transfer To/From, Modifications/)	Adjusted Appropriations	Allotments Received	Adjustments (Reductions, Modifications/)	Transfer To	Transfer From	Adjusted Allotments	1st Quarter Ending March 31	2nd Quarter Ending June 30	3rd Quarter	4th Quarter	Total	1st Quarter Ending March 31	2nd Quarter Ending June 30	3rd Quarter	4th Quarter	Total	Unreleased	Unobligated Allotments	unpaid Obligations (15-20)=(23+24)	Due and Demandable
1	2	3	4	5=(3+4)	6	7	8	9	10=[(6+-(7)-8)+9]	11	12	13	14	15=(11+12+13+14)	16	17	18	19	20=(16+17+18+19)	21	22	23	24
PS		0.00	8,366,731.00	8,366,731.00	0.00	8,366,731.00	0.00	0.00	8,366,731.00	292,150.75	7,883,110.05	0.00	0.00	8,175,260.80	292,150.75	7,883,110.05	0.00	0.00	8,175,260.80	0.00	191,470.20	0.00	0.00
Support to Foreign-Assisted Projects		0.00	187,040,000.00	187,040,000.00	0.00	187,040,000.00	0.00	0.00	187,040,000.00	0.00	0.00	0.00	0.00	0.00	0.00	0.00	0.00	0.00	0.00	0.00	187,040,000.00	0.00	0.00
MOOE		0.00	187,040,000.00	187,040,000.00	0.00	187,040,000.00	0.00	0.00	187,040,000.00	0.00	0.00	0.00	0.00	0.00	0.00	0.00	0.00	0.00	0.00	0.00	187,040,000.00	0.00	0.00
Sub-Total III. Special Purpose Fund		0.00	195,406,731.00	195,406,731.00	0.00	195,406,731.00	0.00	0.00	195,406,731.00	292,150.75	7,883,110.05	0.00	0.00	8,175,260.80	292,150.75	7,883,110.05	0.00	0.00	8,175,260.80	0.00	187,231,470.20	0.00	0.00
PS		0.00	8,366,731.00	8,366,731.00	0.00	8,366,731.00	0.00	0.00	8,366,731.00	292,150.75	7,883,110.05	0.00	0.00	8,175,260.80	292,150.75	7,883,110.05	0.00	0.00	8,175,260.80	0.00	191,470.20	0.00	0.00
MOOE		0.00	187,040,000.00	187,040,000.00	0.00	187,040,000.00	0.00	0.00	187,040,000.00	0.00	0.00	0.00	0.00	0.00	0.00	0.00	0.00	0.00	0.00	0.00	187,040,000.00	0.00	0.00
FinEx		0.00	0.00	0.00	0.00	0.00	0.00	0.00	0.00	0.00	0.00	0.00	0.00	0.00	0.00	0.00	0.00	0.00	0.00	0.00	0.00	0.00	0.00
CO		0.00	0.00	0.00	0.00	0.00	0.00	0.00	0.00	0.00	0.00	0.00	0.00	0.00	0.00	0.00	0.00	0.00	0.00	0.00	0.00	0.00	0.00
IV. Reversion of the Unobligated Allotments charged against R.A. Nos. 11465 and 11494		0.00	0.00	0.00	0.00	0.00	0.00	0.00	0.00	0.00	0.00	0.00	0.00	0.00	0.00	0.00	0.00	0.00	0.00	0.00	0.00	0.00	0.00
GRAND TOTAL		798,402,000.00	195,406,731.00	983,808,731.00	798,402,000.00	195,406,731.00	0.00	0.00	993,808,731.00	187,232,574.10	311,193,647.39	0.00	0.00	498,426,221.49	90,059,819.52	346,847,078.29	0.00	0.00	436,906,897.81	0.00	495,382,509.51	0.00	61,519,323.68
PS		136,004,000.00	8,366,731.00	144,370,731.00	136,004,000.00	8,366,731.00	0.00	0.00	144,370,731.00	29,123,347.39	50,409,392.53	0.00	0.00	79,532,739.92	28,083,070.78	44,574,098.64	0.00	0.00	72,657,169.42	0.00	64,837,991.08	0.00	6,875,570.50
MOOE		426,948,000.00	187,040,000.00	613,988,000.00	426,948,000.00	187,040,000.00	0.00	0.00	613,988,000.00	126,837,392.71	105,480,962.86	0.00	0.00	232,318,355.57	61,976,748.74	126,478,006.86	0.00	0.00	188,454,755.60	0.00	381,669,644.43	0.00	43,863,599.97
CO		235,450,000.00	0.00	235,450,000.00	235,450,000.00	0.00	0.00	235,450,000.00	31,271,834.00	155,303,292.00	0.00	0.00	186,575,126.00	0.00	175,794,972.79	0.00	0.00	175,794,972.79	0.00	48,874,874.00	0.00	10,780,153.21	
Recapitulation by OO:																							
I. Agency Specific Budget		733,613,000.00	187,040,000.00	920,653,000.00	733,613,000.00	187,040,000.00	0.00	0.00	920,653,000.00	168,914,476.66	291,268,133.45	0.00	0.00	460,182,610.11	80,646,131.86	325,806,131.44	0.00	0.00	406,452,263.30	0.00	460,470,389.89	0.00	53,730,346.81
NATIONAL CARABAO DEVELOPMENT PROGRAM		733,613,000.00	187,040,000.00	920,653,000.00	733,613,000.00	187,040,000.00	0.00	0.00	920,653,000.00	168,914,476.66	291,268,133.45	0.00	0.00	460,182,610.11	80,646,131.86	325,806,131.44	0.00	0.00	406,452,263.30	0.00	460,470,389.89	0.00	53,730,346.81

Certified Correct:

JOSHUA G. VILLANUEVA
 Budget Officer
 Date: July 17, 2024 08:36 AM

Certified Correct:

CHERRY PEARL C. RIVERA
 Accountant III
 Date: July 17, 2024 08:36 AM

Recommending Approval By:

AIMEE T. FULGENCIO
 Chief, AFMD
 Date: July 17, 2024 08:40 AM

Approved By:

LIZA G. BATTAD
 Executive Director
 Date: July 17, 2024 08:40 AM