

STATEMENT OF APPROPRIATIONS, ALLOTMENTS, OBLIGATIONS, DISBURSEMENTS AND BALANCES

As at the Quarter Ending March 31, 2024

Department : Department of Agriculture (DA)  
 Agency/Entity : Philippine Carabao Center  
 Operating Unit : < not applicable >  
 Organization Code (UACS) : 05 010 000000  
 Fund Cluster : 01 - Regular Agency Fund

Current Year Appropriations  
 Supplemental Appropriations  
 Continuing Appropriations

(e.g. UACS Fund Cluster: 01-Regular Agency Fund, 02-Foreign Assisted Projects Fund, 03-Special Account-Locally Funded/Domestic Grants Fund, and 04-Special Account-Foreign Assisted/Foreign Grants Fund)

Particulars	UACS CODE	Appropriations			Allotments						Current Year Obligations					Current Year Disbursements					Balances			
		Authorized Appropriations	Adjustments (Transfer To/From, Modifications)	Adjusted Appropriations	Allotments		Adjustments (Reductions)	Transfer To	Transfer From	Adjusted Allotments	1st Quarter Ending March 31	2nd Quarter Ending June 30	3rd Quarter Ending September 30	4th Quarter Ending December	Total	1st Quarter Ending March 31	2nd Quarter Ending June 30	3rd Quarter Ending September	4th Quarter Ending December 31	Total	Unused Funds		Unpaid Obligations (16-21)=(24+25)	
					SARO	Unobligated															Unreleased	Unobligated Allotments	Due and Demanded	Not Yet Due and Demandable
Unobligated Allotment		0.00	0.00	0.00	0.00	31,588,167.25	0.00	0.00	0.00	31,588,167.25	3,018,749.01	0.00	0.00	0.00	3,018,749.01	557,651.93	0.00	0.00	0.00	557,651.93	0.00	28,569,418.24	0.00	2,461,097.08
Agency Specific Budget		0.00	0.00	0.00	0.00	31,588,167.25	0.00	0.00	0.00	31,588,167.25	3,018,749.01	0.00	0.00	0.00	3,018,749.01	557,651.93	0.00	0.00	0.00	557,651.93	0.00	28,569,418.24	0.00	2,461,097.08
General Administration and Support	1000000000000000	0.00	0.00	0.00	0.00	116,029.00	0.00	0.00	0.00	116,029.00	108,183.56	0.00	0.00	0.00	108,183.56	35,713.56	0.00	0.00	0.00	35,713.56	0.00	7,845.44	0.00	72,470.00
General Management and Supervision	100000100001000	0.00	0.00	0.00	0.00	116,029.00	0.00	0.00	0.00	116,029.00	108,183.56	0.00	0.00	0.00	108,183.56	35,713.56	0.00	0.00	0.00	35,713.56	0.00	7,845.44	0.00	72,470.00
MOOE		0.00	0.00	0.00	0.00	116,029.00	0.00	0.00	0.00	116,029.00	108,183.56	0.00	0.00	0.00	108,183.56	35,713.56	0.00	0.00	0.00	35,713.56	0.00	7,845.44	0.00	72,470.00
Sub-Total, General Administration and Support		0.00	0.00	0.00	0.00	116,029.00	0.00	0.00	0.00	116,029.00	108,183.56	0.00	0.00	0.00	108,183.56	35,713.56	0.00	0.00	0.00	35,713.56	0.00	7,845.44	0.00	72,470.00
PS		0.00	0.00	0.00	0.00	0.00	0.00	0.00	0.00	0.00	0.00	0.00	0.00	0.00	0.00	0.00	0.00	0.00	0.00	0.00	0.00	0.00	0.00	0.00
MOOE		0.00	0.00	0.00	0.00	116,029.00	0.00	0.00	0.00	116,029.00	108,183.56	0.00	0.00	0.00	108,183.56	35,713.56	0.00	0.00	0.00	35,713.56	0.00	7,845.44	0.00	72,470.00
FinEx (if Applicable)		0.00	0.00	0.00	0.00	0.00	0.00	0.00	0.00	0.00	0.00	0.00	0.00	0.00	0.00	0.00	0.00	0.00	0.00	0.00	0.00	0.00	0.00	0.00
CO		0.00	0.00	0.00	0.00	0.00	0.00	0.00	0.00	0.00	0.00	0.00	0.00	0.00	0.00	0.00	0.00	0.00	0.00	0.00	0.00	0.00	0.00	0.00
Operations	3000000000000000	0.00	0.00	0.00	0.00	31,472,138.25	0.00	0.00	0.00	31,472,138.25	2,910,565.45	0.00	0.00	0.00	2,910,565.45	521,938.37	0.00	0.00	0.00	521,938.37	0.00	28,561,572.80	0.00	2,388,627.08
OO : Carabao-based enterprises enhanced		0.00	0.00	0.00	0.00	31,472,138.25	0.00	0.00	0.00	31,472,138.25	2,910,565.45	0.00	0.00	0.00	2,910,565.45	521,938.37	0.00	0.00	0.00	521,938.37	0.00	28,561,572.80	0.00	2,388,627.08
NATIONAL CARABAO DEVELOPMENT PROGRAM		0.00	0.00	0.00	0.00	31,472,138.25	0.00	0.00	0.00	31,472,138.25	2,910,565.45	0.00	0.00	0.00	2,910,565.45	521,938.37	0.00	0.00	0.00	521,938.37	0.00	28,561,572.80	0.00	2,388,627.08
Formulation, Monitoring and Evaluation of Plans, Programs and Projects	3101001000001000	0.00	0.00	0.00	0.00	270,826.12	0.00	0.00	0.00	270,826.12	78,673.53	0.00	0.00	0.00	78,673.53	78,111.03	0.00	0.00	0.00	78,111.03	0.00	192,152.59	0.00	562.50
MOOE		0.00	0.00	0.00	0.00	270,826.12	0.00	0.00	0.00	270,826.12	78,673.53	0.00	0.00	0.00	78,673.53	78,111.03	0.00	0.00	0.00	78,111.03	0.00	192,152.59	0.00	562.50
Intensification of the National Upgrading Program	3101001000002000	0.00	0.00	0.00	0.00	100,000.00	0.00	0.00	0.00	100,000.00	73,229.00	0.00	0.00	0.00	73,229.00	15,249.00	0.00	0.00	0.00	15,249.00	0.00	26,771.00	0.00	57,980.00
MOOE		0.00	0.00	0.00	0.00	100,000.00	0.00	0.00	0.00	100,000.00	73,229.00	0.00	0.00	0.00	73,229.00	15,249.00	0.00	0.00	0.00	15,249.00	0.00	26,771.00	0.00	57,980.00
Carabao-Based Enterprise Development	3101001000003000	0.00	0.00	0.00	0.00	287,474.30	0.00	0.00	0.00	287,474.30	0.00	0.00	0.00	0.00	0.00	0.00	0.00	0.00	0.00	0.00	0.00	287,474.30	0.00	0.00
MOOE		0.00	0.00	0.00	0.00	287,474.30	0.00	0.00	0.00	287,474.30	0.00	0.00	0.00	0.00	0.00	0.00	0.00	0.00	0.00	0.00	0.00	287,474.30	0.00	0.00
Knowledge Management and Support Services	3101001000004000	0.00	0.00	0.00	0.00	12,818.03	0.00	0.00	0.00	12,818.03	0.00	0.00	0.00	0.00	0.00	0.00	0.00	0.00	0.00	0.00	0.00	12,818.03	0.00	0.00
MOOE		0.00	0.00	0.00	0.00	12,818.03	0.00	0.00	0.00	12,818.03	0.00	0.00	0.00	0.00	0.00	0.00	0.00	0.00	0.00	0.00	0.00	12,818.03	0.00	0.00
Research and Development	3101001000005000	0.00	0.00	0.00	0.00	2,026,837.35	0.00	0.00	0.00	2,026,837.35	110,172.62	0.00	0.00	0.00	110,172.62	104,294.62	0.00	0.00	0.00	104,294.62	0.00	1,916,664.73	0.00	5,878.00
MOOE		0.00	0.00	0.00	0.00	2,026,837.35	0.00	0.00	0.00	2,026,837.35	110,172.62	0.00	0.00	0.00	110,172.62	104,294.62	0.00	0.00	0.00	104,294.62	0.00	1,916,664.73	0.00	5,878.00
Locally-Funded Project(s)		0.00	0.00	0.00	0.00	18,703,487.48	0.00	0.00	0.00	18,703,487.48	1,018,500.00	0.00	0.00	0.00	1,018,500.00	108,500.00	0.00	0.00	0.00	108,500.00	0.00	17,684,987.48	0.00	910,000.00
Herd Build-Up of Genetically-Improved Dairy Buffaloes of the Philippine Carabao Center	3101002000007000	0.00	0.00	0.00	0.00	18,703,487.48	0.00	0.00	0.00	18,703,487.48	1,018,500.00	0.00	0.00	0.00	1,018,500.00	108,500.00	0.00	0.00	0.00	108,500.00	0.00	17,684,987.48	0.00	910,000.00
MOOE		0.00	0.00	0.00	0.00	9,268,717.76	0.00	0.00	0.00	9,268,717.76	1,018,500.00	0.00	0.00	0.00	1,018,500.00	108,500.00	0.00	0.00	0.00	108,500.00	0.00	8,250,217.76	0.00	910,000.00
CO		0.00	0.00	0.00	0.00	9,434,769.72	0.00	0.00	0.00	9,434,769.72	0.00	0.00	0.00	0.00	0.00	0.00	0.00	0.00	0.00	0.00	0.00	9,434,769.72	0.00	0.00
Foreign-Assisted Project(s)		0.00	0.00	0.00	0.00	10,070,694.97	0.00	0.00	0.00	10,070,694.97	1,629,990.30	0.00	0.00	0.00	1,629,990.30	215,783.72	0.00	0.00	0.00	215,783.72	0.00	8,440,704.67	0.00	1,414,206.58
Intensified Community-Based Dairy Enterprise Development (USPL-460)	3101003000001000	0.00	0.00	0.00	0.00	10,070,694.97	0.00	0.00	0.00	10,070,694.97	1,629,990.30	0.00	0.00	0.00	1,629,990.30	215,783.72	0.00	0.00	0.00	215,783.72	0.00	8,440,704.67	0.00	1,414,206.58

STATEMENT OF APPROPRIATIONS, ALLOTMENTS, OBLIGATIONS, DISBURSEMENTS AND BALANCES

As at the Quarter Ending March 31, 2024

Department : Department of Agriculture (DA)  
 Agency/Entity : Philippine Carabao Center  
 Operating Unit : < not applicable >  
 Organization Code (UACS) : 05 010 000000  
 Fund Cluster : 01 - Regular Agency Fund

	Current Year Appropriations
	Supplemental Appropriations
X	Continuing Appropriations

(e.g. UACS Fund Cluster: 01-Regular Agency Fund, 02-Foreign Assisted Projects Fund, 03-Special Account-Locally Funded/Domestic Grants Fund, and 04-Special Account-Foreign Assisted/Foreign Grants Fund)


Particulars	UACS CODE	Appropriations				Allotments						Current Year Obligations					Current Year Disbursements					Balances			
		Authorized Appropriations	Adjustments (Transfer To/From, Modifications)	Adjusted Appropriations	Allotments	Adjustments (Reductions)	Transfer To	Transfer From	Adjusted Allotments	1st Quarter Ending March 31	2nd Quarter Ending June 30	3rd Quarter Ending September 30	4th Quarter Ending December 31	Total	1st Quarter Ending March 31	2nd Quarter Ending June 30	3rd Quarter Ending September 30	4th Quarter Ending December 31	Total	Unused Funds		Unpaid Obligations (16-21)=(24+25)			
																				SARO	Unobligated	Unreleased	Unobligated Allotments	Due and Demand	Not Yet Due and Demandable
1	2	3	4	5=(3+4)	6	7	8	9	10	11=(8+9+10)	12	13	14	15	16=(12+13+14+15)	17	18	19	20	21=(17+18+19+20)	22=(5-11)	23=(11-16)	24	25	
MOOE		0.00	0.00	0.00	0.00	10,070,694.97	0.00	0.00	0.00	10,070,694.97	1,629,990.30	0.00	0.00	0.00	1,629,990.30	215,783.72	0.00	0.00	0.00	215,783.72	0.00	8,440,704.67	0.00	1,414,206.58	
Sub-Total, Operations		0.00	0.00	0.00	0.00	31,472,138.25	0.00	0.00	0.00	31,472,138.25	2,910,565.45	0.00	0.00	0.00	2,910,565.45	521,938.37	0.00	0.00	0.00	521,938.37	0.00	28,561,572.80	0.00	2,388,627.08	
PS		0.00	0.00	0.00	0.00	0.00	0.00	0.00	0.00	0.00	0.00	0.00	0.00	0.00	0.00	0.00	0.00	0.00	0.00	0.00	0.00	0.00	0.00	0.00	
MOOE		0.00	0.00	0.00	0.00	22,037,368.53	0.00	0.00	0.00	22,037,368.53	2,910,565.45	0.00	0.00	0.00	2,910,565.45	521,938.37	0.00	0.00	0.00	521,938.37	0.00	19,126,803.08	0.00	2,388,627.08	
FinEx (if Applicable)		0.00	0.00	0.00	0.00	0.00	0.00	0.00	0.00	0.00	0.00	0.00	0.00	0.00	0.00	0.00	0.00	0.00	0.00	0.00	0.00	0.00	0.00	0.00	
CO		0.00	0.00	0.00	0.00	9,434,769.72	0.00	0.00	0.00	9,434,769.72	0.00	0.00	0.00	0.00	0.00	0.00	0.00	0.00	0.00	0.00	0.00	9,434,769.72	0.00	0.00	
Sub-Total, I. Agency Specific Budget		0.00	0.00	0.00	0.00	31,588,167.25	0.00	0.00	0.00	31,588,167.25	3,018,749.01	0.00	0.00	0.00	3,018,749.01	557,651.93	0.00	0.00	0.00	557,651.93	0.00	28,569,418.24	0.00	2,461,097.08	
PS		0.00	0.00	0.00	0.00	0.00	0.00	0.00	0.00	0.00	0.00	0.00	0.00	0.00	0.00	0.00	0.00	0.00	0.00	0.00	0.00	0.00	0.00	0.00	
MOOE		0.00	0.00	0.00	0.00	22,153,397.53	0.00	0.00	0.00	22,153,397.53	3,018,749.01	0.00	0.00	0.00	3,018,749.01	557,651.93	0.00	0.00	0.00	557,651.93	0.00	19,134,648.52	0.00	2,461,097.08	
FinEx (if Applicable)		0.00	0.00	0.00	0.00	0.00	0.00	0.00	0.00	0.00	0.00	0.00	0.00	0.00	0.00	0.00	0.00	0.00	0.00	0.00	0.00	0.00	0.00	0.00	
CO		0.00	0.00	0.00	0.00	9,434,769.72	0.00	0.00	0.00	9,434,769.72	0.00	0.00	0.00	0.00	0.00	0.00	0.00	0.00	0.00	0.00	0.00	9,434,769.72	0.00	0.00	
GRAND TOTAL		0.00	0.00	0.00	0.00	31,588,167.25	0.00	0.00	0.00	31,588,167.25	3,018,749.01	0.00	0.00	0.00	3,018,749.01	557,651.93	0.00	0.00	0.00	557,651.93	0.00	28,569,418.24	0.00	2,461,097.08	
PS		0.00	0.00	0.00	0.00	0.00	0.00	0.00	0.00	0.00	0.00	0.00	0.00	0.00	0.00	0.00	0.00	0.00	0.00	0.00	0.00	0.00	0.00	0.00	
MOOE		0.00	0.00	0.00	0.00	22,153,397.53	0.00	0.00	0.00	22,153,397.53	3,018,749.01	0.00	0.00	0.00	3,018,749.01	557,651.93	0.00	0.00	0.00	557,651.93	0.00	19,134,648.52	0.00	2,461,097.08	
FinEx (if Applicable)		0.00	0.00	0.00	0.00	0.00	0.00	0.00	0.00	0.00	0.00	0.00	0.00	0.00	0.00	0.00	0.00	0.00	0.00	0.00	0.00	0.00	0.00	0.00	
CO		0.00	0.00	0.00	0.00	9,434,769.72	0.00	0.00	0.00	9,434,769.72	0.00	0.00	0.00	0.00	0.00	0.00	0.00	0.00	0.00	0.00	0.00	9,434,769.72	0.00	0.00	
Recapitulation by OO:																									
Unobligated Allotment			0.00	0.00	0.00	0.00	31,472,138.25	0.00	0.00	0.00	31,472,138.25	2,910,565.45	0.00	0.00	0.00	2,910,565.45	521,938.37	0.00	0.00	0.00	521,938.37	0.00	28,561,572.80	0.00	2,388,627.08
I. Agency Specific Budget			0.00	0.00	0.00	0.00	31,472,138.25	0.00	0.00	0.00	31,472,138.25	2,910,565.45	0.00	0.00	0.00	2,910,565.45	521,938.37	0.00	0.00	0.00	521,938.37	0.00	28,561,572.80	0.00	2,388,627.08
NATIONAL CARABAO DEVELOPMENT PROGRAM			0.00	0.00	0.00	0.00	31,472,138.25	0.00	0.00	0.00	31,472,138.25	2,910,565.45	0.00	0.00	0.00	2,910,565.45	521,938.37	0.00	0.00	0.00	521,938.37	0.00	28,561,572.80	0.00	2,388,627.08


Certified Correct:


Certified Correct:


Recommending Approval By:

Approved By:

  
 JOSHUA G. VILLANUEVA  
 Budget Officer  
 Date: April 30, 2024 05:26 PM

  
 CHERRY PEARL C. RIVERA  
 Accountant III  
 Date: April 30, 2024 05:26 PM

  
 AIMES T. FULGENCIO  
 Chief/AFMD  
 Date: April 30, 2024 05:28 PM

  
 LIZA G. BATTAD  
 Executive Director  
 Date: April 30, 2024 05:28 PM

