

MONTHLY REPORT OF DISBURSEMENTS

For the month of April 2024


Department : Department of Agriculture (DA)
 Agency/Entity : Philippine Carabao Center
 Operating Unit : < not applicable >
 Organization Code (UACS) : 05 010 0000000
 Fund Cluster : D1 - Regular Agency Fund


Particulars	Current Year Budget					Prior Year's Budget					Trust Liabilities					Grand Total					Remarks											
	PS	MOOE	FinEx	CO	TOTAL	PS	MOOE	FinEx	CO	TOTAL	PS	MOOE	CO	TOTAL	PS	MOOE	FinEx	CO	TOTAL													
	1	2	3	4	5	6	7	8	9	10	11	12	13	14	15	16	17	18	19	20		21	22	23	24	25	26	27	28	29	30	
CASH DISBURSEMENTS	15,012,775.49	81,586,160.35	0.00	156,121,419.65	252,720,355.49	0.00	1,279,843.51	0.00	0.00	1,279,843.51	0.00	30,110.00	0.00	0.00	30,110.00	1,309,953.51	254,030,309.00	0.00	0.00	0.00	0.00	15,012,775.49	82,896,113.86	0.00	156,121,419.65	254,030,309.00						
Notice of Cash Allocation (NCA)	15,012,775.49	81,586,160.35	0.00	156,121,419.65	252,720,355.49	0.00	1,279,843.51	0.00	0.00	1,279,843.51	0.00	30,110.00	0.00	0.00	30,110.00	1,309,953.51	254,030,309.00	0.00	0.00	0.00	0.00	15,012,775.49	82,896,113.86	0.00	156,121,419.65	254,030,309.00						
MDS Checks Issued	910,700.52	2,933,606.15	0.00	0.00	3,844,306.67	0.00	164,095.88	0.00	0.00	164,095.88	0.00	0.00	0.00	0.00	0.00	164,095.88	4,008,402.55	0.00	0.00	0.00	0.00	910,700.52	3,097,702.03	0.00	0.00	0.00	0.00	0.00	0.00	0.00	0.00	0.00
Advice to Debit Account	14,102,074.97	78,652,554.20	0.00	156,121,419.65	248,876,048.82	0.00	1,115,747.63	0.00	0.00	1,115,747.63	0.00	30,110.00	0.00	0.00	30,110.00	1,145,857.63	250,021,906.45	0.00	0.00	0.00	0.00	14,102,074.97	79,798,411.83	0.00	156,121,419.65	250,021,906.45						
Notice of Transfer Allocations (NTA)	0.00	0.00	0.00	0.00	0.00	0.00	0.00	0.00	0.00	0.00	0.00	0.00	0.00	0.00	0.00	0.00	0.00	0.00	0.00	0.00	0.00	0.00	0.00	0.00	0.00	0.00	0.00	0.00	0.00	0.00	0.00	0.00
MDS Checks Issued	0.00	0.00	0.00	0.00	0.00	0.00	0.00	0.00	0.00	0.00	0.00	0.00	0.00	0.00	0.00	0.00	0.00	0.00	0.00	0.00	0.00	0.00	0.00	0.00	0.00	0.00	0.00	0.00	0.00	0.00	0.00	0.00
Advice to Debit Account	0.00	0.00	0.00	0.00	0.00	0.00	0.00	0.00	0.00	0.00	0.00	0.00	0.00	0.00	0.00	0.00	0.00	0.00	0.00	0.00	0.00	0.00	0.00	0.00	0.00	0.00	0.00	0.00	0.00	0.00	0.00	0.00
Working Fund for FAPs	0.00	0.00	0.00	0.00	0.00	0.00	0.00	0.00	0.00	0.00	0.00	0.00	0.00	0.00	0.00	0.00	0.00	0.00	0.00	0.00	0.00	0.00	0.00	0.00	0.00	0.00	0.00	0.00	0.00	0.00	0.00	0.00
Cash Disbursement Ceiling (CDC)	0.00	0.00	0.00	0.00	0.00	0.00	0.00	0.00	0.00	0.00	0.00	0.00	0.00	0.00	0.00	0.00	0.00	0.00	0.00	0.00	0.00	0.00	0.00	0.00	0.00	0.00	0.00	0.00	0.00	0.00	0.00	0.00
TOTAL CASH DISBURSEMENTS	15,012,775.49	81,586,160.35	0.00	156,121,419.65	252,720,355.49	0.00	1,279,843.51	0.00	0.00	1,279,843.51	0.00	30,110.00	0.00	0.00	30,110.00	1,309,953.51	254,030,309.00	0.00	0.00	0.00	0.00	15,012,775.49	82,896,113.86	0.00	156,121,419.65	254,030,309.00						
NON-CASH DISBURSEMENTS	395,901.82	310,347.29	0.00	0.00	706,249.11	0.00	217,712.67	0.00	199,419.65	417,132.32	0.00	562.50	0.00	0.00	562.50	417,694.82	1,123,943.93	0.00	0.00	0.00	0.00	395,901.82	528,622.46	0.00	199,419.65	1,123,943.93						
Tax Remittance Advice Issued (TRA)	395,901.82	310,347.29	0.00	0.00	706,249.11	0.00	217,712.67	0.00	199,419.65	417,132.32	0.00	562.50	0.00	0.00	562.50	417,694.82	1,123,943.93	0.00	0.00	0.00	0.00	395,901.82	528,622.46	0.00	199,419.65	1,123,943.93						
Non-Cash Availment Authority (NCAA)	0.00	0.00	0.00	0.00	0.00	0.00	0.00	0.00	0.00	0.00	0.00	0.00	0.00	0.00	0.00	413,257.45	1,119,506.56	0.00	0.00	0.00	0.00	0.00	0.00	0.00	0.00	0.00	0.00	0.00	0.00	0.00	0.00	
Disbursements effected through outright deductions from claims (please specify...)	0.00	0.00	0.00	0.00	0.00	0.00	4,437.37	0.00	0.00	4,437.37	0.00	0.00	0.00	0.00	0.00	0.00	0.00	0.00	0.00	0.00	0.00	0.00	0.00	0.00	0.00	0.00	0.00	0.00	0.00	0.00	0.00	0.00
Overpayment of expenses (e.g. personal benefits)	0.00	0.00	0.00	0.00	0.00	0.00	0.00	0.00	0.00	0.00	0.00	0.00	0.00	0.00	0.00	0.00	0.00	0.00	0.00	0.00	0.00	0.00	0.00	0.00	0.00	0.00	0.00	0.00	0.00	0.00	0.00	0.00
Restitution for loss of government property	0.00	0.00	0.00	0.00	0.00	0.00	0.00	0.00	0.00	0.00	0.00	0.00	0.00	0.00	0.00	0.00	0.00	0.00	0.00	0.00	0.00	0.00	0.00	0.00	0.00	0.00	0.00	0.00	0.00	0.00	0.00	0.00
Liquidated damages and similar claims	0.00	0.00	0.00	0.00	0.00	0.00	4,437.37	0.00	0.00	4,437.37	0.00	0.00	0.00	0.00	0.00	0.00	0.00	0.00	0.00	0.00	0.00	0.00	0.00	0.00	0.00	0.00	0.00	0.00	0.00	0.00	0.00	0.00
Others (e.g. TEF, BTR, Docs Stamp, etc.)	0.00	0.00	0.00	0.00	0.00	0.00	0.00	0.00	0.00	0.00	0.00	0.00	0.00	0.00	0.00	0.00	0.00	0.00	0.00	0.00	0.00	0.00	0.00	0.00	0.00	0.00	0.00	0.00	0.00	0.00	0.00	0.00
TOTAL NON-CASH DISBURSEMENTS	395,901.82	310,347.29	0.00	0.00	706,249.11	0.00	217,712.67	0.00	199,419.65	417,132.32	0.00	562.50	0.00	0.00	562.50	417,694.82	1,123,943.93	0.00	0.00	0.00	0.00	395,901.82	528,622.46	0.00	199,419.65	1,123,943.93						
GRAND TOTAL	15,408,677.31	81,896,507.64	0.00	156,121,419.65	253,426,604.60	0.00	1,497,556.18	0.00	199,419.65	1,696,975.83	0.00	30,672.50	0.00	0.00	30,672.50	1,727,648.33	255,154,252.93	0.00	0.00	0.00	0.00	15,408,677.31	83,424,736.32	0.00	156,320,839.30	255,154,252.93						


SUMMARY

Particulars	Previous Report (2)	This Month (3)	As at Date (4)
Total Disbursement Authorities Received	110,878,709.56	255,149,815.56	366,028,525.12
NCA	106,919,389.00	254,030,309.00	360,949,698.00
NTA	0.00	0.00	0.00
Working Fund	0.00	0.00	0.00
TRA	3,959,320.56	1,119,506.56	5,078,827.12
CDC	0.00	0.00	0.00
NCAA	0.00	0.00	0.00
Less: Notice of Transfer of Allocations (NTA)* Issued	0.00	0.00	0.00
Total Disbursement Authorities Available	110,878,709.56	255,149,815.56	366,028,525.12
Less:	0.00	0.00	0.00
Lapsed NCA	0.00	0.00	0.00
Disbursements	110,935,952.91	255,154,252.93	366,090,205.84
Less: Other Non-Cash Disbursements	57,243.35	4,437.37	61,680.72
Disbursements effected through outright deductions from claims	57,243.35	4,437.37	61,680.72
Overpayment of expenses (e.g. personnel benefits)	0.00	0.00	0.00
Restitution for loss of government property	0.00	0.00	0.00
Liquidated damages and similar claims	57,243.35	4,437.37	61,680.72
Others (e.g. TEF, BTR, Docs Stamp, etc.)	0.00	0.00	0.00
Add/Less: Adjustments (e.g. cancelled/dated checks)	0.00	0.00	0.00
Balance of Disbursement Authorities as at date	0.00	0.00	0.00
Total Disbursements Program	190,248,000.00	272,012,000.00	462,260,000.00
Less: *Actual Disbursements	110,935,952.91	255,154,252.93	366,090,205.84
Over/Under spending	79,312,047.09	16,857,747.07	96,169,794.16

Notes: * The use of NTA is discouraged
 Notes: ** Amounts should tally with the grand total disbursement (column 27).

Certified Correct:

CHERRY PEARL C. RIVERA
 Accountant III
 Date: May 6, 2024 05:59 PM

Recommending Approval:

AIMEE T. FULGENCIO
 Chief, AFMD
 Date: May 6, 2024 05:00 PM

Approved By:

LIZA G. BATTAL
 Executive Director III
 Date: May 6, 2024 06:00 PM