

MONTHLY REPORT OF DISBURSEMENTS
For the month of February 2024


Department : Department of Agriculture (DA)
 Agency/Entity : Philippine Carabao Center
 Operating Unit : < not applicable >
 Organization Code (UACS) : 05 010 000000
 Fund Cluster : 01 - Regular Agency Fund


Particulars	Current Year Budget					Prior Year's Budget										Current Year's Accounts Payable					SUB-TOTAL	Trust Liabilities				Grand Total					Remarks
	PS	MOOE	FinEx	CO	TOTAL	Prior Year's Accounts Payable					Current Year's Accounts Payable					TOTAL	PS	MOOE	CO	TOTAL		PS	MOOE	FinEx	CO	TOTAL					
	1	2	3	4	5	6=(2+3+4+5)	7	8	9	10	11=(7+8+9+10)	12	13	14	15	16=(12+13+14+15)	17=(11+16)	18=(6+17)	19	20		21	22=(19+20+21)	23	24	25	26	27=(23+24+25+26)	28		
CASH DISBURSEMENTS	9,087,213.23	14,478,554.62	0.00	0.00	23,565,767.85	48,455.45	3,164,235.46	0.00	234,107.15	3,446,798.06	0.00	233,823.09	0.00	0.00	233,823.09	3,680,621.15	27,246,389.00	0.00	0.00	0.00	0.00	9,135,668.68	17,876,613.17	0.00	234,107.15	27,246,389.00					
Notice of Cash Allocation (NCA)	9,087,213.23	14,478,554.62	0.00	0.00	23,565,767.85	48,455.45	3,164,235.46	0.00	234,107.15	3,446,798.06	0.00	233,823.09	0.00	0.00	233,823.09	3,680,621.15	27,246,389.00	0.00	0.00	0.00	0.00	9,135,668.68	17,876,613.17	0.00	234,107.15	27,246,389.00					
MDS Checks Issued	931,090.46	4,076,386.27	0.00	0.00	5,007,476.73	18,455.45	283,366.81	0.00	0.00	301,822.26	0.00	28,000.00	0.00	0.00	28,000.00	329,822.26	5,337,298.99	0.00	0.00	0.00	0.00	949,545.91	4,387,753.08	0.00	0.00	5,337,298.99					
Advice to Debit Account	8,156,122.77	10,402,168.35	0.00	0.00	18,558,291.12	30,000.00	2,880,868.65	0.00	234,107.15	3,144,975.80	0.00	205,823.09	0.00	0.00	205,823.09	3,350,798.89	21,909,090.01	0.00	0.00	0.00	0.00	8,186,122.77	13,488,860.09	0.00	234,107.15	21,909,090.01					
Notice of Transfer Allocations (NTA)	0.00	0.00	0.00	0.00	0.00	0.00	0.00	0.00	0.00	0.00	0.00	0.00	0.00	0.00	0.00	0.00	0.00	0.00	0.00	0.00	0.00	0.00	0.00	0.00	0.00	0.00	0.00				
MDS Checks Issued	0.00	0.00	0.00	0.00	0.00	0.00	0.00	0.00	0.00	0.00	0.00	0.00	0.00	0.00	0.00	0.00	0.00	0.00	0.00	0.00	0.00	0.00	0.00	0.00	0.00	0.00	0.00	0.00			
Advice to Debit Account	0.00	0.00	0.00	0.00	0.00	0.00	0.00	0.00	0.00	0.00	0.00	0.00	0.00	0.00	0.00	0.00	0.00	0.00	0.00	0.00	0.00	0.00	0.00	0.00	0.00	0.00	0.00	0.00			
Working Fund for FAPs	0.00	0.00	0.00	0.00	0.00	0.00	0.00	0.00	0.00	0.00	0.00	0.00	0.00	0.00	0.00	0.00	0.00	0.00	0.00	0.00	0.00	0.00	0.00	0.00	0.00	0.00	0.00	0.00			
Cash Disbursement Ceiling (CDC)	0.00	0.00	0.00	0.00	0.00	0.00	0.00	0.00	0.00	0.00	0.00	0.00	0.00	0.00	0.00	0.00	0.00	0.00	0.00	0.00	0.00	0.00	0.00	0.00	0.00	0.00	0.00	0.00			
TOTAL CASH DISBURSEMENTS	9,087,213.23	14,478,554.62	0.00	0.00	23,565,767.85	48,455.45	3,164,235.46	0.00	234,107.15	3,446,798.06	0.00	233,823.09	0.00	0.00	233,823.09	3,680,621.15	27,246,389.00	0.00	0.00	0.00	0.00	9,135,668.68	17,876,613.17	0.00	234,107.15	27,246,389.00					
NON-CASH DISBURSEMENTS	394,120.94	40,835.51	0.00	0.00	434,956.45	0.00	242,483.46	0.00	125,646.43	368,129.89	0.00	0.00	0.00	0.00	0.00	368,129.89	803,086.34	0.00	0.00	0.00	0.00	394,120.94	283,318.97	0.00	125,646.43	803,086.34					
Tax Remittance Advances Issued (TRA)	394,120.94	40,835.51	0.00	0.00	434,956.45	0.00	213,728.05	0.00	125,646.43	339,374.48	0.00	0.00	0.00	0.00	0.00	339,374.48	774,330.93	0.00	0.00	0.00	0.00	394,120.94	254,563.56	0.00	125,646.43	774,330.93					
Non-Cash Availment Authority (NCAA)	0.00	0.00	0.00	0.00	0.00	0.00	0.00	0.00	0.00	0.00	0.00	0.00	0.00	0.00	0.00	0.00	0.00	0.00	0.00	0.00	0.00	0.00	0.00	0.00	0.00	0.00	0.00	0.00			
Disbursements effected through outright deductions from claims (please specify...)	0.00	0.00	0.00	0.00	0.00	0.00	0.00	0.00	0.00	0.00	0.00	0.00	0.00	0.00	0.00	0.00	0.00	0.00	0.00	0.00	0.00	0.00	0.00	0.00	0.00	0.00	0.00	0.00			
Overpayment of expenses(e.g. personnel benefits)	0.00	0.00	0.00	0.00	0.00	0.00	0.00	0.00	0.00	0.00	0.00	0.00	0.00	0.00	0.00	0.00	0.00	0.00	0.00	0.00	0.00	0.00	0.00	0.00	0.00	0.00	0.00	0.00			
Restitution for loss of government property	0.00	0.00	0.00	0.00	0.00	0.00	0.00	0.00	0.00	0.00	0.00	0.00	0.00	0.00	0.00	0.00	0.00	0.00	0.00	0.00	0.00	0.00	0.00	0.00	0.00	0.00	0.00	0.00			
Liquidated damages and similar claims	0.00	0.00	0.00	0.00	0.00	0.00	0.00	0.00	0.00	0.00	0.00	0.00	0.00	0.00	0.00	0.00	0.00	0.00	0.00	0.00	0.00	0.00	0.00	0.00	0.00	0.00	0.00	0.00			
Others(TEF, BTR-Documentary Stamp Tax, etc.)	0.00	0.00	0.00	0.00	0.00	0.00	28,755.41	0.00	0.00	28,755.41	0.00	0.00	0.00	0.00	0.00	28,755.41	28,755.41	0.00	0.00	0.00	0.00	0.00	28,755.41	0.00	0.00	28,755.41					
TOTAL NON-CASH DISBURSEMENTS	394,120.94	40,835.51	0.00	0.00	434,956.45	0.00	242,483.46	0.00	125,646.43	368,129.89	0.00	0.00	0.00	0.00	0.00	368,129.89	803,086.34	0.00	0.00	0.00	0.00	394,120.94	283,318.97	0.00	125,646.43	803,086.34					
GRAND TOTAL	9,481,334.17	14,519,390.13	0.00	0.00	24,000,724.30	48,455.45	3,406,718.92	0.00	359,753.58	3,814,927.95	0.00	233,823.09	0.00	0.00	233,823.09	4,048,751.04	28,049,475.34	0.00	0.00	0.00	0.00	9,529,789.62	18,159,932.14	0.00	359,753.58	28,049,475.34					


SUMMARY

Particulars	Previous Report (2)	This Month (3)	As at Date (4)
Total Disbursement Authorities Received	52,460,390.83	28,020,719.93	80,481,110.76
NCA	49,968,000.00	27,246,389.00	77,214,389.00
NTA	0.00	0.00	0.00
Working Fund	0.00	0.00	0.00
TRA	2,492,390.83	774,330.93	3,266,721.76
CDC	0.00	0.00	0.00
NCAA	0.00	0.00	0.00
Less: Notice of Transfer of Allocations (NTA)* Issued	0.00	0.00	0.00
Total Disbursement Authorities Available	52,460,390.83	28,020,719.93	80,481,110.76
Less:	0.00	0.00	0.00
Lapsed NCA	0.00	0.00	0.00
Disbursements	52,473,255.19	28,049,475.34	80,522,730.53
Less: Other Non-Cash Disbursements	12,864.36	28,755.41	41,619.77
Disbursements effected through outright deductions from claims	12,864.36	28,755.41	41,619.77
Overpayment of expenses(e.g. personnel benefits)	0.00	0.00	0.00
Restitution for loss of government property	0.00	0.00	0.00
Liquidated damages and similar claims	12,864.36	28,755.41	41,619.77
Others (e.g. TEF, BTR, Docs Stamp, etc.)	0.00	0.00	0.00
Add/Less: Adjustments (e.g. cancelled/staled checks)	0.00	0.00	0.00
Balance of Disbursement Authorities as at date	0.00	0.00	0.00
Total Disbursements Program	62,819,000.00	84,397,000.00	147,216,000.00
Less: *Actual Disbursements	52,473,255.19	28,049,475.34	80,522,730.53
(Over)/Under spending	10,345,744.81	56,347,524.66	66,693,269.47

Notes: * The use of NTA is discouraged
 Notes: ** Amounts should tally with the grand total disbursement (column 27).

Certified Correct:

CHERRY PEARL C. RIVERA
 Accountant III
 Date: March 9, 2024 04:32 PM

Recommending

AIMEE T. FULGENCIO
 Chief, AFMD
 Date: March 9, 2024 04:32 PM

Approved By

LIZA G. BATTAD
 Executive Director III
 Date: March 9, 2024 04:32 PM