

MONTHLY REPORT OF DISBURSEMENTS
For the month of September 2023


Department : Department of Agriculture (DA)
Agency/Entity : Philippine Carabao Center
Operating Unit : < not applicable >
Organization Code (UACS) : 05 010 000000
Fund Cluster : 01 - Regular Agency Fund

Particulars	Current Year Budget					Prior Year's Budget					Current Year's Accounts Payable					Trust Liabilities					Grand Total	Remarks								
	PS	MOOE	FinEx	CO	TOTAL	PS	MOOE	FinEx	CO	TOTAL	PS	MOOE	FinEx	CO	TOTAL	PS	MOOE	CO	TOTAL	PS			MOOE	FinEx	CO	TOTAL				
CASH DISBURSEMENTS	9,916,277.61	56,286,903.39	0.00	18,406,178.97	84,609,359.97	0.00	157,230.03	0.00	0.00	157,230.03	0.00	0.00	0.00	0.00	0.00	46,410.00	46,410.00	203,640.03	84,813,000.00	0.00	0.00	0.00	0.00	0.00	9,916,277.61	56,444,133.42	0.00	18,452,588.97	84,813,000.00	
Notice of Cash Allocation (NCA)	9,916,277.61	56,286,903.39	0.00	18,406,178.97	84,609,359.97	0.00	157,230.03	0.00	0.00	157,230.03	0.00	0.00	0.00	0.00	0.00	46,410.00	46,410.00	203,640.03	84,813,000.00	0.00	0.00	0.00	0.00	0.00	9,916,277.61	56,444,133.42	0.00	18,452,588.97	84,813,000.00	
MDS Checks Issued	993,126.72	3,308,223.64	0.00	0.00	4,301,350.36	0.00	0.00	0.00	0.00	0.00	0.00	0.00	0.00	0.00	0.00	0.00	0.00	0.00	0.00	0.00	0.00	0.00	0.00	0.00	0.00	0.00	0.00	0.00	0.00	
Advice to Debt Account	8,923,150.89	52,978,679.75	0.00	18,406,178.97	80,308,009.61	0.00	157,230.03	0.00	0.00	157,230.03	0.00	0.00	0.00	0.00	0.00	46,410.00	46,410.00	203,640.03	84,813,000.00	0.00	0.00	0.00	0.00	0.00	9,916,277.61	56,444,133.42	0.00	18,452,588.97	84,813,000.00	
Notice of Transfer Allocations (NTA)	0.00	0.00	0.00	0.00	0.00	0.00	0.00	0.00	0.00	0.00	0.00	0.00	0.00	0.00	0.00	0.00	0.00	0.00	0.00	0.00	0.00	0.00	0.00	0.00	0.00	0.00	0.00	0.00	0.00	
MDS Checks Issued	0.00	0.00	0.00	0.00	0.00	0.00	0.00	0.00	0.00	0.00	0.00	0.00	0.00	0.00	0.00	0.00	0.00	0.00	0.00	0.00	0.00	0.00	0.00	0.00	0.00	0.00	0.00	0.00	0.00	
Advice to Debt Account	0.00	0.00	0.00	0.00	0.00	0.00	0.00	0.00	0.00	0.00	0.00	0.00	0.00	0.00	0.00	0.00	0.00	0.00	0.00	0.00	0.00	0.00	0.00	0.00	0.00	0.00	0.00	0.00	0.00	
Working Fund for FAPs	0.00	0.00	0.00	0.00	0.00	0.00	0.00	0.00	0.00	0.00	0.00	0.00	0.00	0.00	0.00	0.00	0.00	0.00	0.00	0.00	0.00	0.00	0.00	0.00	0.00	0.00	0.00	0.00	0.00	
Cash Disbursement Ceiling (CDC)	0.00	0.00	0.00	0.00	0.00	0.00	0.00	0.00	0.00	0.00	0.00	0.00	0.00	0.00	0.00	0.00	0.00	0.00	0.00	0.00	0.00	0.00	0.00	0.00	0.00	0.00	0.00	0.00	0.00	
TOTAL CASH DISBURSEMENTS	9,916,277.61	56,286,903.39	0.00	18,406,178.97	84,609,359.97	0.00	157,230.03	0.00	0.00	157,230.03	0.00	0.00	0.00	0.00	0.00	46,410.00	46,410.00	203,640.03	84,813,000.00	0.00	0.00	0.00	0.00	0.00	9,916,277.61	56,444,133.42	0.00	18,452,588.97	84,813,000.00	
NON-CASH DISBURSEMENTS	3,650.06	354,580.82	0.00	127,346.77	485,577.65	0.00	48,716.03	0.00	0.00	48,716.03	0.00	0.00	0.00	0.00	0.00	46,410.00	46,410.00	203,640.03	84,813,000.00	0.00	0.00	0.00	0.00	0.00	9,916,277.61	56,444,133.42	0.00	18,452,588.97	84,813,000.00	
Tax Remittance Advice Issued (TRA)	3,650.06	354,580.82	0.00	127,346.77	485,577.65	0.00	48,716.03	0.00	0.00	48,716.03	0.00	0.00	0.00	0.00	0.00	46,410.00	46,410.00	203,640.03	84,813,000.00	0.00	0.00	0.00	0.00	0.00	9,916,277.61	56,444,133.42	0.00	18,452,588.97	84,813,000.00	
Non-Cash Availment Authority (NCAA)	0.00	268,096.16	0.00	0.00	399,092.99	0.00	11,623.33	0.00	0.00	11,623.33	0.00	0.00	0.00	0.00	0.00	0.00	0.00	0.00	0.00	0.00	0.00	0.00	0.00	0.00	0.00	0.00	0.00	0.00	0.00	
Disbursements effected through outright deductions from claims (please specify)	0.00	0.00	0.00	0.00	0.00	0.00	0.00	0.00	0.00	0.00	0.00	0.00	0.00	0.00	0.00	0.00	0.00	0.00	0.00	0.00	0.00	0.00	0.00	0.00	0.00	0.00	0.00	0.00	0.00	
Overpayment of expenses (e.g. personal benefits)	0.00	86,484.66	0.00	0.00	86,484.66	0.00	0.00	0.00	0.00	0.00	0.00	0.00	0.00	0.00	0.00	0.00	0.00	0.00	0.00	0.00	0.00	0.00	0.00	0.00	3,650.06	403,296.85	0.00	127,346.77	534,293.68	
Restitution for loss of government property	0.00	0.00	0.00	0.00	0.00	0.00	0.00	0.00	0.00	0.00	0.00	0.00	0.00	0.00	0.00	0.00	0.00	0.00	0.00	0.00	0.00	0.00	0.00	0.00	0.00	0.00	0.00	0.00	0.00	
Liquidated damages and similar claims	0.00	0.00	0.00	0.00	0.00	0.00	0.00	0.00	0.00	0.00	0.00	0.00	0.00	0.00	0.00	0.00	0.00	0.00	0.00	0.00	0.00	0.00	0.00	0.00	0.00	0.00	0.00	0.00	0.00	
Others (TEF, BTR, Documentary Stamp, etc.)	0.00	86,484.66	0.00	0.00	86,484.66	0.00	37,092.70	0.00	0.00	37,092.70	0.00	0.00	0.00	0.00	0.00	0.00	0.00	0.00	0.00	0.00	0.00	0.00	0.00	0.00	0.00	3,650.06	279,719.49	0.00	127,346.77	410,716.32
TOTAL NON-CASH DISBURSEMENTS	3,650.06	354,580.82	0.00	127,346.77	485,577.65	0.00	48,716.03	0.00	0.00	48,716.03	0.00	0.00	0.00	0.00	0.00	46,410.00	46,410.00	203,640.03	84,813,000.00	0.00	0.00	0.00	0.00	0.00	9,916,277.61	56,444,133.42	0.00	18,452,588.97	84,813,000.00	
GRAND TOTAL	9,919,927.67	56,641,484.21	0.00	18,533,525.74	85,094,937.62	0.00	205,946.06	0.00	0.00	205,946.06	0.00	0.00	0.00	0.00	0.00	46,410.00	46,410.00	252,356.06	85,347,293.68	0.00	0.00	0.00	0.00	0.00	9,919,927.67	56,641,484.21	0.00	18,579,935.74	85,347,293.68	


Particulars	Previous Report		This Month		As at Date	
	(1)	(2)	(3)	(4)	(5)	(6)
Total Disbursement Authorities Received						
NCA		896,640,228.58	85,223,716.32	981,863,944.9		
NTA		887,952,835.00	84,813,000.00	972,765,835.0		
Working Fund		0.00	0.00	0.00		
TRA		0.00	0.00	0.00		
CDC		8,887,393.58	410,716.32	9,098,109.90		
NCAA		0.00	0.00	0.00		
Less: Notice of Transfer of Allocations (NTA)* issued		0.00	0.00	0.00		
Total Disbursement Authorities Available		896,640,228.58	85,223,716.32	981,863,944.9		
Less:						
Lapsed NCA		0.00	0.00	0.00		
Disbursements		0.00	0.00	0.00		
Less: Other Non-Cash Disbursements		896,835,979.10	85,347,293.68	982,183,272.7		
Disbursements effected through outright deductions from claims		195,750.52	123,577.36	319,327.88		
Overpayment of expenses (e.g. personal benefits)		195,750.52	123,577.36	319,327.88		
Restitution for loss of government property		0.00	0.00	0.00		
Liquidated damages and similar claims		0.00	0.00	0.00		
Others (e.g. TEF, BTR, Docs Stamp, etc.)		195,750.52	123,577.36	319,327.88		
Add/Less: Adjustments (e.g. cancelled/abated checks)		0.00	0.00	0.00		
Balance of Disbursement Authorities as at date		0.00	0.00	0.00		
Total Disbursements Program		0.00	0.00	0.00		
Less: *Actual Disbursements		895,939,000.00	88,639,000.00	1,044,578,000		
(Over)/Under spending		896,835,979.10	85,347,293.68	982,183,272.7		
Notes: * The use of NTA is discouraged		59,103,020.90	3,291,706.32	62,394,727.22		

Notes: * Amounts should tally with the grand total disbursement (column 27).


Certified Correct:


CHERRY PEANO-RIVERA
Accountant III
Date: October 10, 2023 02:57 PM

Recommending Approval:


AIMEE T. FULGENCIO
Chief, Admin and Finance Division
Date: October 10, 2023 02:58 PM

Approved By:


CARO B. SALCES
Executive Director
Date: October 10, 2023 02:59 PM