

MONTHLY REPORT OF DISBURSEMENTS
For the month of July 2023


Department : Department of Agriculture (DA)
 Agency/Entity : Philippine Carabao Center
 Operating Unit : < not applicable >
 Organization Code (UACS) : 05 010 000000
 Fund Cluster : 07 - Trust Receipts


Particulars	Current Year Budget					Prior Year's Budget					Current Year's Accounts Payable					SUB-TOTAL	Trust Liabilities					Grand Total	Remarks					
	PS	MOOE	FinEx	CO	TOTAL	PS	MOOE	FinEx	CO	TOTAL	PS	MOOE	FinEx	CO	TOTAL		PS	MOOE	CO	TOTAL								
	2	3	4	5	6=(2+3+4+5)	7	8	9	10	11=(7+8+9+10)	12	13	14	15	16=(12+13+14+15)		17=(11+16)	18=(17+17)	19	20	21			22=(19+20+21)	23	24	25	26
CASH DISBURSEMENTS	0.00	92,402.41	0.00	378,571.43	470,973.84	0.00	0.00	0.00	0.00	0.00	0.00	0.00	0.00	0.00	0.00	0.00	470,973.84	0.00	0.00	0.00	0.00	0.00	92,402.41	0.00	378,571.43	470,973.84		
Notice of Cash Allocation (NCA)	0.00	92,402.41	0.00	378,571.43	470,973.84	0.00	0.00	0.00	0.00	0.00	0.00	0.00	0.00	0.00	0.00	0.00	470,973.84	0.00	0.00	0.00	0.00	0.00	92,402.41	0.00	378,571.43	470,973.84		
MDS Checks Issued	0.00	0.00	0.00	0.00	0.00	0.00	0.00	0.00	0.00	0.00	0.00	0.00	0.00	0.00	0.00	0.00	0.00	0.00	0.00	0.00	0.00	0.00	0.00	0.00	0.00	0.00	0.00	
Advice to Debit Account	0.00	92,402.41	0.00	378,571.43	470,973.84	0.00	0.00	0.00	0.00	0.00	0.00	0.00	0.00	0.00	0.00	0.00	0.00	0.00	0.00	0.00	0.00	0.00	0.00	0.00	0.00	0.00	0.00	
Notice of Transfer Allocations (NTA)	0.00	0.00	0.00	0.00	0.00	0.00	0.00	0.00	0.00	0.00	0.00	0.00	0.00	0.00	0.00	0.00	0.00	0.00	0.00	0.00	0.00	0.00	0.00	0.00	0.00	0.00	0.00	
MDS Checks Issued	0.00	0.00	0.00	0.00	0.00	0.00	0.00	0.00	0.00	0.00	0.00	0.00	0.00	0.00	0.00	0.00	0.00	0.00	0.00	0.00	0.00	0.00	0.00	0.00	0.00	0.00	0.00	
Advice to Debit Account	0.00	0.00	0.00	0.00	0.00	0.00	0.00	0.00	0.00	0.00	0.00	0.00	0.00	0.00	0.00	0.00	0.00	0.00	0.00	0.00	0.00	0.00	0.00	0.00	0.00	0.00	0.00	
Working Fund for FAPs	0.00	0.00	0.00	0.00	0.00	0.00	0.00	0.00	0.00	0.00	0.00	0.00	0.00	0.00	0.00	0.00	0.00	0.00	0.00	0.00	0.00	0.00	0.00	0.00	0.00	0.00	0.00	
Cash Disbursement Calling (CDC)	0.00	0.00	0.00	0.00	0.00	0.00	0.00	0.00	0.00	0.00	0.00	0.00	0.00	0.00	0.00	0.00	0.00	0.00	0.00	0.00	0.00	0.00	0.00	0.00	0.00	0.00	0.00	
TOTAL CASH DISBURSEMENTS	0.00	92,402.41	0.00	378,571.43	470,973.84	0.00	0.00	0.00	0.00	0.00	0.00	0.00	0.00	0.00	0.00	0.00	470,973.84	0.00	0.00	0.00	0.00	0.00	92,402.41	0.00	378,571.43	470,973.84		
NON-CASH DISBURSEMENTS	0.00	3,919.53	0.00	3,053.57	6,973.10	0.00	0.00	0.00	0.00	0.00	0.00	0.00	0.00	0.00	0.00	0.00	6,973.10	0.00	0.00	0.00	0.00	0.00	3,919.53	0.00	3,053.57	6,973.10		
Tax Remittance Advances Issued (TRA)	0.00	3,919.53	0.00	3,053.57	6,973.10	0.00	0.00	0.00	0.00	0.00	0.00	0.00	0.00	0.00	0.00	0.00	6,973.10	0.00	0.00	0.00	0.00	0.00	3,919.53	0.00	3,053.57	6,973.10		
Non-Cash Availment Authority (NCAA)	0.00	0.00	0.00	0.00	0.00	0.00	0.00	0.00	0.00	0.00	0.00	0.00	0.00	0.00	0.00	0.00	0.00	0.00	0.00	0.00	0.00	0.00	0.00	0.00	0.00	0.00	0.00	
Disbursements effected through outright deductions from claims (please specify...)	0.00	0.00	0.00	0.00	0.00	0.00	0.00	0.00	0.00	0.00	0.00	0.00	0.00	0.00	0.00	0.00	0.00	0.00	0.00	0.00	0.00	0.00	0.00	0.00	0.00	0.00	0.00	
Overpayment of expenses (e.g. personnel benefits)	0.00	0.00	0.00	0.00	0.00	0.00	0.00	0.00	0.00	0.00	0.00	0.00	0.00	0.00	0.00	0.00	0.00	0.00	0.00	0.00	0.00	0.00	0.00	0.00	0.00	0.00	0.00	
Restitution for loss of government property	0.00	0.00	0.00	0.00	0.00	0.00	0.00	0.00	0.00	0.00	0.00	0.00	0.00	0.00	0.00	0.00	0.00	0.00	0.00	0.00	0.00	0.00	0.00	0.00	0.00	0.00	0.00	
Liquidated damages and similar claims	0.00	0.00	0.00	0.00	0.00	0.00	0.00	0.00	0.00	0.00	0.00	0.00	0.00	0.00	0.00	0.00	0.00	0.00	0.00	0.00	0.00	0.00	0.00	0.00	0.00	0.00	0.00	
Others (TEF, BTr-Documentary Stamp Tax, etc.)	0.00	0.00	0.00	0.00	0.00	0.00	0.00	0.00	0.00	0.00	0.00	0.00	0.00	0.00	0.00	0.00	0.00	0.00	0.00	0.00	0.00	0.00	0.00	0.00	0.00	0.00	0.00	
TOTAL NON-CASH DISBURSEMENTS	0.00	3,919.53	0.00	3,053.57	6,973.10	0.00	0.00	0.00	0.00	0.00	0.00	0.00	0.00	0.00	0.00	0.00	6,973.10	0.00	0.00	0.00	0.00	0.00	3,919.53	0.00	3,053.57	6,973.10		
GRAND TOTAL	0.00	96,321.94	0.00	381,625.00	477,946.94	0.00	0.00	0.00	0.00	0.00	0.00	0.00	0.00	0.00	0.00	0.00	477,946.94	0.00	0.00	0.00	0.00	0.00	96,321.94	0.00	381,625.00	477,946.94		


SUMMARY

Particulars	Previous Report	This Month	As at Date
(1)	(2)	(3)	(4)
Total Disbursement Authorities Received	2,742,974.00	6,973.10	2,749,947.10
NCA	2,742,974.00	0.00	2,742,974.00
NTA	0.00	0.00	0.00
Working Fund	0.00	0.00	0.00
TRA	0.00	6,973.10	6,973.10
CDC	0.00	0.00	0.00
NCAA	0.00	0.00	0.00
Less: Notice of Transfer of Allocations (NTA)* Issued	0.00	0.00	0.00
Total Disbursement Authorities Available	2,742,974.00	6,973.10	2,749,947.10
Less:	0.00	0.00	0.00
Lapsed NCA	0.00	0.00	0.00
Disbursements	244,003.94	477,946.94	721,950.88
Less: Other Non-Cash Disbursements	0.00	0.00	0.00
Disbursements effected through outright deductions from claims	0.00	0.00	0.00
Overpayment of expenses (e.g. personnel benefits)	0.00	0.00	0.00
Restitution for loss of government property	0.00	0.00	0.00
Liquidated damages and similar claims	0.00	0.00	0.00
Others (e.g. TEF, BTr, Doce Stamp, etc.)	0.00	0.00	0.00
Add/Less: Adjustments (e.g. cancelled/retailed checks)	0.00	0.00	0.00
Balance of Disbursement Authorities as at date	2,498,970.06	(470,973.84)	2,027,996.22
Total Disbursements Program	2,742,974.00	0.00	2,742,974.00
Less: *Actual Disbursements	244,003.94	477,946.94	721,950.88
(Over)/Under spending	2,498,970.06	(477,946.94)	2,021,023.12

Notes: * The use of NTA is discouraged
 Notes: ** Amounts should tally with the grand total disbursement (column 27).

Certified Correct:

CHERRY PEARL C. RIVERA
 Accountant III
 Date: August 9, 2023 12:01 PM

Recommending Approval:

AIMEE T. JULGENCIO
 Chief, AFMD
 Date: August 9, 2023 12:02 PM

Approved By:

CARO B. SALCES
 Executive Director
 Date: August 9, 2023 11:02 PM