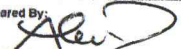



QUARTERLY PHYSICAL REPORT OF OPERATION

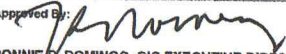
As of March 31, 2022

Department : Department of Agriculture (DA)  
 Agency : Philippine Carabao Center  
 Operating Unit : < not applicable >  
 Organization Code (UACS) : 05 010 0000000

| Particulars  | UACS CODE        | Physical Target (Budget Year) |             |             |                |                | Physical Accomplishment (Budget Year) |             |             |             |       | Variance | Remarks |
|--|------------------|-------------------------------|-------------|-------------|----------------|----------------|---------------------------------------|-------------|-------------|-------------|-------|----------|---------|
|  |                  | 1st Quarter                   | 2nd Quarter | 3rd Quarter | 4th Quarter    | Total          | 1st Quarter                           | 2nd Quarter | 3rd Quarter | 4th Quarter | Total |          |         |
| 1  | 2                | 3                             | 4           | 5           | 6              | 7              | 8                                     | 9           | 10          | 11          | 12    | 13       | 14      |
| NATIONAL CARABAO DEVELOPMENT PROGRAM   | 3101000000000000 |                               |             |             |                |                |                                       |             |             |             |       |          |         |
| OO : Carabao-based enterprises enhanced  |                  |                               |             |             |                |                |                                       |             |             |             |       |          |         |
| Outcome Indicators   |                  |                               |             |             |                |                |                                       |             |             |             |       |          |         |
| 1. Percentage increase in the number of clients of genetically improved buffaloes (crossbred owners)         |                  | .65%                          | .76%        | 1.79%       | 1.80%          | 5% Annually    | .66%                                  |             |             |             | .66%  | .01%     |         |
| 2. Percentage increase in the family income from dairy carabao-based enterprises (among value-chain players) |                  |                               | 10%         |             | 10%            | 10%            |                                       |             |             |             |       |          |         |
| 3. Percentage of technology adopters/users   |                  |                               |             |             | 25% in 3 years | 25% in 3 years |                                       |             |             |             |       |          |         |
| Output Indicators  |                  |                               |             |             |                |                |                                       |             |             |             |       |          |         |
| 1. Percentage increase in the number of clients directly provided with production support services           |                  |                               |             |             | 7.5%           | 7.5%           |                                       |             |             |             |       |          |         |
| 2. Percentage of clients who rated the goods and services delivered as satisfactory or better                |                  |                               | 95%         |             | 95%            | 95%            |                                       |             |             |             |       |          |         |
| 3. Percentage of requests for technical assistance responded to within 3 days                                |                  |                               | 95%         |             | 95%            | 95%            |                                       |             |             |             |       |          |         |
| 4. Number of technologies developed or improved  |                  |                               |             |             | 25             | 25             |                                       |             |             |             |       |          |         |

Prepared By:   
 ALVIN V. DAVID, OIC-PIMD

In coordination with:  
  
 AIMEE C. FULGENCIO, AFMD CHIEF

Approved By:   
 RONNIE D. DOMINGO, OIC-EXECUTIVE DIRECTOR