

MONTHLY REPORT OF DISBURSEMENTS
For the month of November 2021


Department: Department of Agriculture (DA)
Agency/Entity: Philippine Carabao Center
Operating Unit: < not applicable >
Organization Code (UACS): 05 010 0000000
Fund Cluster: 01 Regular Agency Fund


Particulars	Current Year Budget					Prior Year's Budget											Trust Liabilities				Grand Total					Remarks	
	PS	MOOE	FinEx	CO	TOTAL	Prior Year's Accounts Payable					Current Year's Accounts Payable						PS	MOOE	CO	TOTAL	PS	MOOE	FinEx	CO	TOTAL		
						PS	MOOE	FinEx	CO	Sub-Total	PS	MOOE	FinEx	CO	Sub-Total	TOTAL											SUB-TOTAL
1	2	3	4	5	6=(2+3+4+5)	7	8	9	10	11=(7+8+9+10)	12	13	14	15	16=(12+13+14+15)	17=(11+16)	18=(6+17)	19	20	21	22=(19+20+21)	23	24	25	26	27=(23+24+25+26)	28
CASH DISBURSEMENTS	11,165,820.84	21,708,588.00	0.00	459,798.65	33,334,207.49	0.00	416,949.02	0.00	0.00	416,949.02	0.00	401,814.09	0.00	721,029.40	1,122,843.49	1,539,792.51	34,874,000.00	0.00	0.00	0.00	0.00	11,165,820.84	22,527,351.11	0.00	0.00	1,180,828.05	34,874,000.00
Notice of Cash Allocation (NCA)	11,165,820.84	21,708,588.00	0.00	459,798.65	33,334,207.49	0.00	416,949.02	0.00	0.00	416,949.02	0.00	401,814.09	0.00	721,029.40	1,122,843.49	1,539,792.51	34,874,000.00	0.00	0.00	0.00	0.00	11,165,820.84	22,527,351.11	0.00	0.00	1,180,828.05	34,874,000.00
MDS Checks Issued	830,511.80	4,579,481.52	0.00	122,089.28	5,472,032.65	0.00	141,300.00	0.00	0.00	141,300.00	0.00	51,114.98	0.00	0.00	51,114.98	192,414.99	5,664,447.53	0.00	0.00	0.00	0.00	830,511.80	4,711,846.55	0.00	0.00	122,089.28	5,664,447.63
Advice to Debit Account	10,335,309.04	17,188,139.43	0.00	337,709.37	27,862,174.84	0.00	275,649.02	0.00	0.00	275,649.02	0.00	350,699.11	0.00	721,029.40	1,071,728.51	1,347,377.53	29,204,552.37	0.00	0.00	0.00	0.00	10,335,309.04	17,815,504.56	0.00	0.00	1,058,738.77	29,209,552.37
Notice of Transfer Allocations (NTA)	0.00	0.00	0.00	0.00	0.00	0.00	0.00	0.00	0.00	0.00	0.00	0.00	0.00	0.00	0.00	0.00	0.00	0.00	0.00	0.00	0.00	0.00	0.00	0.00	0.00	0.00	0.00
MDS Checks Issued	0.00	0.00	0.00	0.00	0.00	0.00	0.00	0.00	0.00	0.00	0.00	0.00	0.00	0.00	0.00	0.00	0.00	0.00	0.00	0.00	0.00	0.00	0.00	0.00	0.00	0.00	0.00
Advice to Debit Account	0.00	0.00	0.00	0.00	0.00	0.00	0.00	0.00	0.00	0.00	0.00	0.00	0.00	0.00	0.00	0.00	0.00	0.00	0.00	0.00	0.00	0.00	0.00	0.00	0.00	0.00	0.00
Working Fund for FAPs	0.00	0.00	0.00	0.00	0.00	0.00	0.00	0.00	0.00	0.00	0.00	0.00	0.00	0.00	0.00	0.00	0.00	0.00	0.00	0.00	0.00	0.00	0.00	0.00	0.00	0.00	0.00
Cash Disbursement Ceiling (CDC)	0.00	0.00	0.00	0.00	0.00	0.00	0.00	0.00	0.00	0.00	0.00	0.00	0.00	0.00	0.00	0.00	0.00	0.00	0.00	0.00	0.00	0.00	0.00	0.00	0.00	0.00	0.00
TOTAL CASH DISBURSEMENTS	11,165,820.84	21,708,588.00	0.00	459,798.65	33,334,207.49	0.00	416,949.02	0.00	0.00	416,949.02	0.00	401,814.09	0.00	721,029.40	1,122,843.49	1,539,792.51	34,874,000.00	0.00	0.00	0.00	0.00	11,165,820.84	22,527,351.11	0.00	0.00	1,180,828.05	34,874,000.00
NON-CASH DISBURSEMENTS	449,016.99	546,569.36	0.00	342,597.24	1,338,182.59	0.00	14,629.24	0.00	0.00	14,629.24	0.00	1,307.70	0.00	0.00	1,307.70	15,936.94	1,354,119.53	0.00	0.00	0.00	0.00	449,016.99	562,505.30	0.00	0.00	342,597.24	1,354,119.53
Tax Remittance Advances Issued (TRA)	449,016.99	469,644.35	0.00	342,597.24	1,261,258.78	0.00	0.00	0.00	0.00	0.00	0.00	0.00	0.00	0.00	0.00	0.00	1,261,258.78	0.00	0.00	0.00	0.00	449,016.99	469,644.35	0.00	0.00	342,597.24	1,261,258.78
Non-Cash Availment Authority (NCAA)	0.00	0.00	0.00	0.00	0.00	0.00	0.00	0.00	0.00	0.00	0.00	0.00	0.00	0.00	0.00	0.00	0.00	0.00	0.00	0.00	0.00	0.00	0.00	0.00	0.00	0.00	0.00
Disbursements effected through outright deductions from claims (please specify...)	0.00	76,923.81	0.00	0.00	76,923.81	0.00	14,629.24	0.00	0.00	14,629.24	0.00	1,307.70	0.00	0.00	1,307.70	15,936.94	92,860.75	0.00	0.00	0.00	0.00	0.00	92,860.75	0.00	0.00	0.00	92,860.75
Overpayment of expenses (e.g. personnel benefits)	0.00	0.00	0.00	0.00	0.00	0.00	0.00	0.00	0.00	0.00	0.00	0.00	0.00	0.00	0.00	0.00	0.00	0.00	0.00	0.00	0.00	0.00	0.00	0.00	0.00	0.00	0.00
Restitution for loss of government property	0.00	0.00	0.00	0.00	0.00	0.00	0.00	0.00	0.00	0.00	0.00	0.00	0.00	0.00	0.00	0.00	0.00	0.00	0.00	0.00	0.00	0.00	0.00	0.00	0.00	0.00	0.00
Liquidated damages and similar claims	0.00	76,923.81	0.00	0.00	76,923.81	0.00	14,629.24	0.00	0.00	14,629.24	0.00	1,307.70	0.00	0.00	1,307.70	15,936.94	92,860.75	0.00	0.00	0.00	0.00	0.00	92,860.75	0.00	0.00	0.00	92,860.75
Others (TEF, BT, Documentary Stamp Tax, etc.)	0.00	0.00	0.00	0.00	0.00	0.00	0.00	0.00	0.00	0.00	0.00	0.00	0.00	0.00	0.00	0.00	0.00	0.00	0.00	0.00	0.00	0.00	0.00	0.00	0.00	0.00	0.00
TOTAL NON-CASH DISBURSEMENTS	449,016.99	546,569.36	0.00	342,597.24	1,338,182.59	0.00	14,629.24	0.00	0.00	14,629.24	0.00	1,307.70	0.00	0.00	1,307.70	15,936.94	1,354,119.53	0.00	0.00	0.00	0.00	449,016.99	562,505.30	0.00	0.00	342,597.24	1,354,119.53
GRAND TOTAL	11,614,837.83	22,255,156.36	0.00	802,395.89	34,672,390.08	0.00	431,578.26	0.00	0.00	431,578.26	0.00	403,121.79	0.00	721,029.40	1,124,151.19	1,555,729.45	36,228,119.53	0.00	0.00	0.00	0.00	11,614,837.83	23,089,856.41	0.00	0.00	1,523,425.29	36,228,119.53


SUMMARY

Particulars	Previous Report	This Month	As at Date
(1)	(2)	(3)	(4)
Total Disbursement Authorities Received	527,623,359.35	36,135,258.78	563,758,618.13
NCA	517,700,033.00	34,874,000.00	552,574,033.00
NTA	0.00	0.00	0.00
Working Fund	0.00	0.00	0.00
TRA	9,923,326.35	1,261,258.78	11,184,585.13
CDC	0.00	0.00	0.00
NCAA	0.00	0.00	0.00
Less: Notice of Transfer of Allocations (NTA) issued	0.00	0.00	0.00
Total Disbursement Authorities Available	527,623,359.35	36,135,258.78	563,758,618.13
Less:	0.00	0.00	0.00
Lapsed NCA	0.00	0.00	0.00
Disbursements	528,080,101.14	36,228,119.53	564,308,220.67
Less: Other Non-Cash Disbursements	456,741.79	92,860.75	549,602.54
Disbursements effected through outright deductions from claims	456,741.79	92,860.75	549,602.54
Overpayment of expenses (e.g. personnel benefits)	0.00	0.00	0.00
Restitution for loss of government property	0.00	0.00	0.00
Liquidated damages and similar claims	456,741.79	92,860.75	549,602.54
Others (e.g. TEF, BT, Docs Stamp, etc.)	0.00	0.00	0.00
Add/Less: Adjustments (e.g. cancelled/staled checks)	0.00	0.00	0.00
Balance of Disbursement Authorities as at date	0.00	0.00	0.00
Total Disbursements Program	585,019,000.00	35,077,000.00	620,096,000.00
Less: Actual Disbursements	528,080,101.14	36,228,119.53	564,308,220.67
(Over)/Under spending	56,938,898.86	(1,151,119.53)	55,787,779.33

Notes: * The use of NTA is discouraged
Notes: ** Amounts should tally with the grand total disbursement (column 27).

Certified Correct:

CHERRY PEARL C. RIVERA
Accountant III
Date: 2021-12-03 07:55:34

Recommending Approval:

AIMEE T. FULGENCIO
OIC-Chief, Administrative and Financial Management Division
Date: 2021-12-03 07:57:55

Approved By:

RONNIE D. DOMINGO
OIC, Executive Director
Date: 2021-12-03 08:02:11