

MONTHLY REPORT OF DISBURSEMENTS
For the month of June 2021

Department Department of Agriculture (DA)
Agency/Entity Philippine Carabao Center
Operating Unit < not applicable >
Organization Code (IACS) 05 010 000000
Fund Cluster 01 Regular Agency Fund

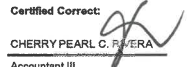
Particulars	Current Year Budget					Prior Year's Budget										Trust Liabilities				Grand Total					Remarks				
	PS	MOOE	FinEx	CO	TOTAL	Prior Year's Accounts Payable					Current Year's Accounts Payable					TOTAL	SUB-TOTAL	PS	MOOE	CO	TOTAL	PS	MOOE	FinEx		CO	TOTAL		
	7	8	9	10	11=(7+8+9+10)	12	13	14	15	16=(12+13+14+15)	17=(11+16)	18=(6+17)	19	20	21	22=(19+20+21)	23	24	25	26	27=(23+24+25+26)	28							
CASH DISBURSEMENTS	8,231,462.11	15,079,463.66	0.00	0.00	23,310,925.77	0.00	3,039,485.77	0.00	0.00	3,039,485.77	0.00	688.46	0.00	0.00	688.46	3,640,074.23	26,951,000.00	0.00	0.00	0.00	0.00	8,231,462.11	18,719,537.89	0.00	0.00	26,951,000.00			
Notice of Cash Allocation (NCA)	8,231,462.11	15,079,463.66	0.00	0.00	23,310,925.77	0.00	3,039,485.77	0.00	0.00	3,039,485.77	0.00	688.46	0.00	0.00	688.46	3,640,074.23	26,951,000.00	0.00	0.00	0.00	0.00	8,231,462.11	18,719,537.89	0.00	0.00	26,951,000.00			
MDS Checks Issued	872,350.43	4,625,354.66	0.00	0.00	5,497,705.11	0.00	72,975.00	0.00	0.00	72,975.00	0.00	0.00	0.00	0.00	0.00	72,975.00	5,571,180.11	0.00	0.00	0.00	0.00	872,350.43	4,698,829.69	0.00	0.00	5,571,180.11			
Advice to Debit Account	7,359,111.68	10,453,008.98	0.00	0.00	17,812,120.66	0.00	3,566,510.77	0.00	0.00	3,566,510.77	0.00	688.46	0.00	0.00	688.46	3,567,199.23	21,379,619.69	0.00	0.00	0.00	0.00	7,359,111.68	14,020,708.21	0.00	0.00	21,379,819.89			
Notice of Transfer Allocations (NTA)	0.00	0.00	0.00	0.00	0.00	0.00	0.00	0.00	0.00	0.00	0.00	0.00	0.00	0.00	0.00	0.00	0.00	0.00	0.00	0.00	0.00	0.00	0.00	0.00	0.00	0.00	0.00		
MDS Checks Issued	0.00	0.00	0.00	0.00	0.00	0.00	0.00	0.00	0.00	0.00	0.00	0.00	0.00	0.00	0.00	0.00	0.00	0.00	0.00	0.00	0.00	0.00	0.00	0.00	0.00	0.00	0.00	0.00	
Advice to Debit Account	0.00	0.00	0.00	0.00	0.00	0.00	0.00	0.00	0.00	0.00	0.00	0.00	0.00	0.00	0.00	0.00	0.00	0.00	0.00	0.00	0.00	0.00	0.00	0.00	0.00	0.00	0.00	0.00	
Working Fund for FAPs	0.00	0.00	0.00	0.00	0.00	0.00	0.00	0.00	0.00	0.00	0.00	0.00	0.00	0.00	0.00	0.00	0.00	0.00	0.00	0.00	0.00	0.00	0.00	0.00	0.00	0.00	0.00	0.00	
Cash Disbursement Calling (CDC)	0.00	0.00	0.00	0.00	0.00	0.00	0.00	0.00	0.00	0.00	0.00	0.00	0.00	0.00	0.00	0.00	0.00	0.00	0.00	0.00	0.00	0.00	0.00	0.00	0.00	0.00	0.00	0.00	
TOTAL CASH DISBURSEMENTS	8,231,462.11	15,079,463.66	0.00	0.00	23,310,925.77	0.00	3,039,485.77	0.00	0.00	3,039,485.77	0.00	688.46	0.00	0.00	688.46	3,640,074.23	26,951,000.00	0.00	0.00	0.00	0.00	8,231,462.11	18,719,537.89	0.00	0.00	26,951,000.00			
NON-CASH DISBURSEMENTS	408,521.89	449,282.40	0.00	13,703.57	871,507.86	0.00	356,178.40	0.00	0.00	356,178.40	0.00	0.00	0.00	0.00	0.00	356,178.40	1,227,686.26	0.00	0.00	0.00	0.00	408,521.89	805,460.80	0.00	13,703.57	1,227,686.26			
Tax Remittance Advances Issued (TRA)	408,521.89	449,282.40	0.00	13,703.57	871,507.86	0.00	356,178.40	0.00	0.00	356,178.40	0.00	0.00	0.00	0.00	0.00	356,178.40	1,227,686.26	0.00	0.00	0.00	0.00	408,521.89	805,460.80	0.00	13,703.57	1,227,686.26			
Non-Cash Availment Authority (NCAA)	0.00	0.00	0.00	0.00	0.00	0.00	0.00	0.00	0.00	0.00	0.00	0.00	0.00	0.00	0.00	0.00	0.00	0.00	0.00	0.00	0.00	0.00	0.00	0.00	0.00	0.00	0.00	0.00	
Disbursements effected through out-right deductions from claims (please specify...)	0.00	0.00	0.00	0.00	0.00	0.00	252,786.58	0.00	0.00	252,786.58	0.00	0.00	0.00	0.00	0.00	252,786.58	252,786.58	0.00	0.00	0.00	0.00	0.00	252,786.58	0.00	0.00	252,786.58			
Overpayment of expenses(e.g. personnel benefits)	0.00	0.00	0.00	0.00	0.00	0.00	0.00	0.00	0.00	0.00	0.00	0.00	0.00	0.00	0.00	0.00	0.00	0.00	0.00	0.00	0.00	0.00	0.00	0.00	0.00	0.00	0.00	0.00	
Restitution for loss of government property	0.00	0.00	0.00	0.00	0.00	0.00	0.00	0.00	0.00	0.00	0.00	0.00	0.00	0.00	0.00	0.00	0.00	0.00	0.00	0.00	0.00	0.00	0.00	0.00	0.00	0.00	0.00	0.00	
Liquidated damages and similar claims	0.00	0.00	0.00	0.00	0.00	0.00	252,786.58	0.00	0.00	252,786.58	0.00	0.00	0.00	0.00	0.00	252,786.58	252,786.58	0.00	0.00	0.00	0.00	0.00	252,786.58	0.00	0.00	252,786.58			
Others (e.g. TEF, BTR, Docs Stamp, etc.)	0.00	0.00	0.00	0.00	0.00	0.00	0.00	0.00	0.00	0.00	0.00	0.00	0.00	0.00	0.00	0.00	0.00	0.00	0.00	0.00	0.00	0.00	0.00	0.00	0.00	0.00	0.00	0.00	
TOTAL NON-CASH DISBURSEMENTS	408,521.89	449,282.40	0.00	13,703.57	871,507.86	0.00	356,178.40	0.00	0.00	356,178.40	0.00	0.00	0.00	0.00	0.00	356,178.40	1,227,686.26	0.00	0.00	0.00	0.00	408,521.89	805,460.80	0.00	13,703.57	1,227,686.26			
GRAND TOTAL	8,639,984.00	15,528,746.06	0.00	13,703.57	24,182,433.63	0.00	3,395,664.17	0.00	0.00	3,395,664.17	0.00	688.46	0.00	0.00	688.46	3,996,252.63	28,178,686.26	0.00	0.00	0.00	0.00	8,639,984.00	19,524,998.69	0.00	13,703.57	28,178,686.26			

SUMMARY


Particulars	Previous Report	This Month	As at Date
(1)	(2)	(3)	(4)
Total Disbursement Authorities Received	380,485,494.63	27,925,896.66	408,411,394.31
NCA	375,325,033.00	26,951,000.00	402,276,033.00
NTA	0.00	0.00	0.00
Working Fund	0.00	0.00	0.00
TRA	5,160,461.63	974,896.66	6,135,358.31
CDC	0.00	0.00	0.00
NCAA	0.00	0.00	0.00
Less: Notice of Transfer of Allocations (NTA) issued	0.00	0.00	0.00
Total Disbursement Authorities Available	380,485,494.63	27,925,896.66	408,411,394.31
Less:	0.00	0.00	0.00
Lapsed NCA	0.00	0.00	0.00
Disbursements	380,605,605.35	28,178,686.26	408,784,291.61
Less: Other Non-Cash Disbursements	120,110.72	252,786.58	372,897.30
Disbursements effected through out-right deductions from claims	120,110.72	252,786.58	372,897.30
Overpayment of expenses(e.g. personnel benefits)	0.00	0.00	0.00
Restitution for loss of government property	0.00	0.00	0.00
Liquidated damages and similar claims	120,110.72	252,786.58	372,897.30
Others (e.g. TEF, BTR, Docs Stamp, etc.)	0.00	0.00	0.00
Add/Less: Adjustments (e.g. cancelled/stated checks)	0.00	0.00	0.00
Balance of Disbursement Authorities as at date	0.00	0.00	0.00
Total Disbursements Program	431,798,000.00	31,849,000.00	463,647,000.00
Less: Actual Disbursements	380,605,605.35	28,178,686.26	408,784,291.61
(Over)/Under spending	51,192,394.65	3,670,313.74	54,862,708.39

Notes: * The use of NTA is discouraged
Notes: ** Amounts should tally with the grand total disbursement (column 27).


Certified Correct:


CHERRY PEARL C. RIVERA
Accountant III
Date: 2021-06-30 15:38:48

Recommending Approval:


AIMEE T. FULGENCIO
OIC-Chief, Administrative and Financial Management Division
Date: 2021-06-30 15:38:00

Approved By:


RONNIE D. DOMINGO
OIC, Executive Director
Date: 2021-06-30 15:41:19