


MONTHLY REPORT OF DISBURSEMENTS
For the month of February 2021


Department : Department of Agriculture (DA)
 Agency/Entity : Philippine Carabao Center
 Operating Unit : < not applicable >
 Organization Code : 06 010 000000
 Fund Cluster : 01 Regular Agency Fund


Particulars	Current Year Budget					Prior Year's Budget											SUB-TOTAL	Trust Liabilities				Grand Total					Remarks	
	PS	MOOE	FinEx	CO	TOTAL	Prior Year's Accounts Payable					Current Year's Accounts Payable							PS	MOOE	CO	TOTAL	PS	MOOE	FinEx	CO	TOTAL		
						PS	MOOE	FinEx	CO	Sub-Total	PS	MOOE	FinEx	CO	Sub-Total	PS												MOOE
CASH DISBURSEMENTS	13,092,467.35	15,908,369.42	0.00	0.00	29,000,836.77	144,462.14	8,458,324.43	0.00	0.00	8,602,786.57	0.00	0.00	0.00	0.00	0.00	0.00	8,602,786.57	37,603,623.34	0.00	0.00	0.00	0.00	13,236,929.49	24,366,693.85	0.00	0.00	37,603,623.34	
Notice of Cash Allocation (NCA)	13,092,467.35	15,908,369.42	0.00	0.00	29,000,836.77	144,462.14	8,458,324.43	0.00	0.00	8,602,786.57	0.00	0.00	0.00	0.00	0.00	0.00	8,602,786.57	37,603,623.34	0.00	0.00	0.00	0.00	13,236,929.49	24,366,693.85	0.00	0.00	37,603,623.34	
MDS Checks Issued	1,137,487.65	1,436,388.55	0.00	0.00	2,573,876.20	0.00	3,303,815.10	0.00	0.00	3,303,815.10	0.00	0.00	0.00	0.00	0.00	0.00	3,303,815.10	5,877,691.30	0.00	0.00	0.00	0.00	1,137,487.65	4,740,203.65	0.00	0.00	5,877,691.30	
Advice to Debit Account	11,954,979.70	14,471,980.87	0.00	0.00	26,426,960.57	144,462.14	5,154,509.33	0.00	0.00	5,298,971.47	0.00	0.00	0.00	0.00	0.00	0.00	5,298,971.47	31,726,932.04	0.00	0.00	0.00	0.00	12,099,441.84	19,626,490.20	0.00	0.00	31,726,932.04	
Notice of Transfer Allocations (NTA)	0.00	0.00	0.00	0.00	0.00	0.00	0.00	0.00	0.00	0.00	0.00	0.00	0.00	0.00	0.00	0.00	0.00	0.00	0.00	0.00	0.00	0.00	0.00	0.00	0.00	0.00	0.00	
MDS Checks Issued	0.00	0.00	0.00	0.00	0.00	0.00	0.00	0.00	0.00	0.00	0.00	0.00	0.00	0.00	0.00	0.00	0.00	0.00	0.00	0.00	0.00	0.00	0.00	0.00	0.00	0.00	0.00	0.00
Advice to Debit Account	0.00	0.00	0.00	0.00	0.00	0.00	0.00	0.00	0.00	0.00	0.00	0.00	0.00	0.00	0.00	0.00	0.00	0.00	0.00	0.00	0.00	0.50	0.00	0.00	0.00	0.00	0.00	0.00
Working Fund for FAPs	0.00	0.00	0.00	0.00	0.00	0.00	0.00	0.00	0.00	0.00	0.00	0.00	0.00	0.00	0.00	0.00	0.00	0.00	0.00	0.00	0.00	0.00	0.00	0.00	0.00	0.00	0.00	0.00
Cash Disbursement Ceiling (CDC)	0.00	0.00	0.00	0.00	0.00	0.00	0.00	0.00	0.00	0.00	0.00	0.00	0.00	0.00	0.00	0.00	0.00	0.00	0.00	0.00	0.00	0.00	0.00	0.00	0.00	0.00	0.00	0.00
TOTAL CASH DISBURSEMENTS	13,092,467.35	15,908,369.42	0.00	0.00	29,000,836.77	144,462.14	8,458,324.43	0.00	0.00	8,602,786.57	0.00	0.00	0.00	0.00	0.00	0.00	8,602,786.57	37,603,623.34	0.00	0.00	0.00	0.00	13,236,929.49	24,366,693.85	0.00	0.00	37,603,623.34	
NON-CASH DISBURSEMENTS	327,226.85	5,971.90	0.00	0.00	333,197.75	0.00	365,078.18	0.00	0.00	2,645.35	367,723.53	0.00	0.00	0.00	0.00	0.00	367,723.53	700,921.28	0.00	0.00	0.00	0.00	327,226.85	371,050.08	0.00	0.00	700,921.28	
Tax Remittance Advice Issued (TRA)	327,226.85	5,971.90	0.00	0.00	333,197.75	0.00	367,011.99	0.00	0.00	2,645.35	367,011.99	0.00	0.00	0.00	0.00	0.00	367,011.99	700,921.28	0.00	0.00	0.00	0.00	327,226.85	362,983.89	0.00	0.00	692,855.09	
Non-Cash Availment Authority (NCAA)	0.00	0.00	0.00	0.00	0.00	0.00	0.00	0.00	0.00	0.00	0.00	0.00	0.00	0.00	0.00	0.00	0.00	0.00	0.00	0.00	0.00	0.00	0.00	0.00	0.00	0.00	0.00	0.00
Disbursements affected through outright deductions from claims (release agency - 1)	0.00	0.00	0.00	0.00	0.00	0.00	8,066.19	0.00	0.00	8,066.19	0.00	0.00	0.00	0.00	0.00	0.00	8,066.19	8,066.19	0.00	0.00	0.00	0.00	0.00	8,066.19	0.00	0.00	8,066.19	
Restitution for loss of government property	0.00	0.00	0.00	0.00	0.00	0.00	0.00	0.00	0.00	0.00	0.00	0.00	0.00	0.00	0.00	0.00	0.00	0.00	0.00	0.00	0.00	0.00	0.00	0.00	0.00	0.00	0.00	0.00
Liquidated damages and similar claims	0.00	0.00	0.00	0.00	0.00	0.00	8,066.19	0.00	0.00	8,066.19	0.00	0.00	0.00	0.00	0.00	0.00	8,066.19	8,066.19	0.00	0.00	0.00	0.00	0.00	8,066.19	0.00	0.00	8,066.19	
Others (TEF, BTR, Documentary Stamp Tax, etc.)	0.00	0.00	0.00	0.00	0.00	0.00	0.00	0.00	0.00	0.00	0.00	0.00	0.00	0.00	0.00	0.00	0.00	0.00	0.00	0.00	0.00	0.00	0.00	0.00	0.00	0.00	0.00	0.00
TOTAL NON-CASH DISBURSEMENTS	327,226.85	5,971.90	0.00	0.00	333,197.75	0.00	365,078.18	0.00	0.00	2,645.35	367,723.53	0.00	0.00	0.00	0.00	0.00	367,723.53	700,921.28	0.00	0.00	0.00	0.00	327,226.85	371,050.08	0.00	0.00	700,921.28	
GRAND TOTAL	13,419,694.20	15,914,341.32	0.00	0.00	29,334,034.52	144,462.14	8,823,402.61	0.00	0.00	8,970,510.10	0.00	0.00	0.00	0.00	0.00	0.00	8,970,510.10	38,304,544.62	0.00	0.00	0.00	0.00	13,564,156.34	24,737,743.93	0.00	0.00	38,304,544.62	

Particulars	Previous Report	This Month	As of Date
(1)	(2)	(3)	(4)
Total Disbursement Authorities Received	39,007,710.74	42,014,888.09	81,022,598.83
NCA	37,065,000.00	41,322,033.00	78,387,033.00
NTA	0.00	0.00	0.00
Working Fund	0.00	0.00	0.00
TRA	1,942,710.74	692,855.09	2,635,565.83
CDC	0.00	0.00	0.00
NCAA	0.00	0.00	0.00
Less: Notice of Transfer of Allocations (NTA) issued	0.00	0.00	0.00
Total Disbursement Authorities Available	39,007,710.74	42,014,888.09	81,022,598.83
Less:	0.00	0.00	0.00
Lapsed NCA	0.00	0.00	0.00
Disbursements	38,471,403.71	38,304,544.62	76,775,946.33
Less: Other Non-Cash Disbursements	8,736.22	8,066.19	18,802.41
Disbursements affected through outright deductions from claims	8,736.22	8,066.19	18,802.41
Overpayment of expenses (e.g. personnel benefits)	0.00	0.00	0.00
Restitution for loss of government property	8,736.22	8,066.19	18,802.41
Liquidated damages and similar claims	0.00	0.00	0.00
Others (e.g. TEF, BTR, Docs Stamp, etc.)	0.00	0.00	0.00
Add/Less: Adjustments (e.g. cancelled/stale/del checks)	0.00	0.00	0.00
Balance of Disbursement Authorities as of date	545,306.25	3,710,343.47	4,255,642.91
Total Disbursements Program	41,857,000.00	59,963,000.00	101,820,000.00
Less: Actual Disbursements	38,471,403.71	38,304,544.62	76,775,946.33
Over/Under spending	3,385,596.29	21,258,455.38	24,844,053.67

Notes: * The use of NTA is discouraged
 Notes: ** Amounts should tally with the grand total disbursement (column 27).

Certified Correct:

 CHERRY PEARL
 Accountant III
 Date: 2021-03-03 13:52:32

Recommending Approval:

 AIMEE T. FULGENCIO
 OIC-Chief, Administrative and Financial Management Division
 Date: 2021-03-03 13:53:15

Approved By:

 RONNIE D. DOMINGO
 OIC, Executive Director
 Date: 2021-03-03 14:01:21